

4-62 Version Notes

Contents

Modifications	5
Loyalty – Acquisition Promotions (Rebel JT#21594)	5
Lockdown Existing Layby Options (Pretty Girl JT#20913)	6
Display user override text in red (Internal JT#21887)	7
Change to Customer At Start Prompt (Internal)	7
MVP Conversion & Master Customer Code (Rebel JT#22093)	7
Loyalty Aquisitions (Rebel JT#21594)	8
Updated Dashboard query (Internal JT#16858)	8
Cancellation fee for Layby RTS (Pretty Girl JT#20914)	8
Add barcode field to SL record (Pretty Girl JT#22183)	9
Command line option to delete layby records (Pretty Girl JT#20915.)	9
User definable message upon tender selection (Pretty Girl JT#20919)	10
Add @ symbol and .com buttons to Touch screen (Internal)	11
Hire Security Deposit Order Type (Internal JT#22369)	12
Client Specific Modifications	15
F2 Loyalty Prompt Text Change (Pretty Girl JT#20923)	15
Change to Sales Screen change button text Pretty Girl JT#20912)	16
No rounding of tender amounts (Pretty Girl)	17
Bug fixes	18
Layby Bug Fix (Internal JT#20931)	18
MVP Conversion Bug (Rebel)	18
Layby Cancellation Bug Fix (Internal JT#22252)	18
Customer confirmation screen unreadable fields (Beacon JT#22221)	19
Invalid Staff Discount Error for Amart (Internal)	20
Bug fix for disabled menu item appearing (Internal JT#22341)	20
Customer Card screen not handling card swipe (Internal)	20
Purchase Orders have incorrect total received value when importing Purchase Order (Gazal JT#22155)	20
Version 4.62.01 (Released 20/07/2010)	20
Add support for Tyro EFT (Internal JT#22209)	21
Version 4.62.02 (Released 02/08/2010)	23
Control the export of Finance One S2H files (Godfreys JT#22470)	23

RMW VAT anomaly on A4 invoice (R.M. Williams JT#22174)	24
Layby RTS Cancellation (Pretty Girl JT#22512)	24
Part cancellation of laybys (Pretty Girl JT#22525)	24
Type 2 Offers not displaying correct promo Description (Internal)	25
Discount Description on Screen/Dockets (Internal)	25
MD records incorrectly generated (Internal)	25
Customer Order Deposit Screen Bug (Internal)	26
Customer Order edit & OT HOS file records (Internal)	26
G/L Narration for Payouts (Rebel JT#21519)	27
Ctrl-F5 Split Customer Order Errors (Internal)	27
Rebel Duplicate Customers (Rebel JT#22551)	27
Balancing denomination errors (MAK Retail JT#22543)	29
Cancellation fee is applying twice during RTS. (Pretty Girl JT#22541)	29
RTS fails when cancellation fee is same as deposit amount (Pretty Girl JT#22542)	30
Bug Fix- Customer Mobile number required (Internal)	30
Disable Export Stock on Hand menu item (Internal JT#22242)	31
Layby finalisation bug (Internal JT#22535)	31
Ezibuy Customer Duplicate Search. Bug Fix (EziBuy JT#22624)	32
Version 4.62.03 (Released 19/08/2010)	34
Coupons Deleting Manual Discount (Amart/Rebel)	34
Flat Dollar coupon description display (Amart/Rebel)	34
Message to display on part cancellation of laybys (Pretty Girl JT#22717)	34
Tyro EFT Integration (Internal JT#22209)	34
Layby cancellation Bug Fix (Pretty Girl JT#22717)	34
Changes to Single Use Coupon Redemption process (Amart/Rebel)	35
Allow multiple Flat Dollar coupons (Amart/Rebel)	35
Promo/Coupon concurrency changes (Amart/Rebel JT#22761)	35
Loyalty Discount Text Change bug fix (Pretty Girl JT#22788)	36
Version 4.62.04 (Released 07/09/2010)	36
Tyro Certification fix (Internal JT#22209)	36
Layby cancellation fee bug fix (Pretty Girl JT#22885)	36
Error correction bug (Infovines JT#20403)	36
Incorrect get dashboard data stored procedure running (Internal JT#16858)	36
Account Balance on Docket Incorrect (Pretty Girl JT#22925)	36
Customer phone number is passed through when performing customer add (EziBuy JT#22980)	37

Suppress Cascade Delete when import zap (Internal)	37
Transaction Void GST Rate Fixes (Internal #22893)	38
Importing customer discount ZAP commands (Jeans West JT#23000)	38
Single quotes are causing SQL errors when performing a customer search (Internal #23037)	38
Customer selection screen at 800x600 bug fix (Pretty Girl JT#22955)	38
Layby Setup causes crash when cents entry is used (Internal JT#23099)	38
Incorrect Customer Order balance in EEE after Conversion (Kids Department JT#23101)	38
Version 4.62.05 (Released 08/09/2010)	38
Admin Fee being deducted from Customer Charge Account balance printed on receipt (Pretty Girl JT#23119)	38
Version 4.62.06 (Released 21/09/2010)	39
Gift Voucher/ Note of Credit number not printing on docket (Ezibuy JT#23120)	39
Service fees causing order payments to load incorrectly in EEE (Internal)	39
Control the printing of Charge Account balance with a payment line (Pretty Girl JT#23232)	39
Version 4.62.07 (Released 19/10/2010)	40
Revisit JT#22893 Transaction Void GST Rate Fixes (Internal)	40
Customer duplicate search won't continue to add customer screen (Banks JT#23435)	40
Sale screen totals not updated (Smiths City JT#23429)	41
Costs Export record incorrect formatting (MAK Retail JT#23519)	41
Host Interface Setup screen validation bug (New Balance JT#23515)	41
HOS export at times bug (Pretty Girl JT#23426)	42
Creation of a HOS import Log File (R.M. Williams JT#22485)	42
Correct discount reason code printed on Void previous receipt (Sportsmans Warehouse JT#23424)	43
Version 4.62.08 (Released 22/10/2010)	43
Allow web service calls when Training mode is in use (Ezibuy JT#23615)	43
Version 4.62.09 (Released 16/11/2010)	44
Fashion A/C Admin Fee & Suspended Transactions (Pretty Girl Fashion Group JT#23718)	44
Loyalty Sales Reward Value Display (Kids Department JT#23576)	44
Fashion A/C Admin Fee & Suspended Transactions ((Pretty Girl Fashion Group JT#23718)	45
Fashion A/C Admin Fee Reduces Sale Total (Pretty Girl Fashion Group JT#23718)	45
Version 4.62.10 (Released 17/12/2010)	45

Kit Sales Missing Salesperson (Sportsmans Warehouse JT#24207)	45
Version 4.62.11 (Released 01/02/2011)	45
Incorrect GST calculation in transaction (Rockgas JT#24599)	45
Sub-Total on docket appears twice (Rockgas JT#24701)	46
Hos File Changes	47

Modifications

Loyalty – Acquisition Promotions (Rebel JT#21594)

Fixed Dollar Promotion

To accommodate Rebels loyalty program requirements a new type of promotion has been created which deducts a fixed amount from products in a transaction on a proportional basis has been created. This is called **Fixed dollar promotion**. This promotion can be exported via Exporter and imported by Enabler. This new promotion is not maintained in Enabler.

Generic Masterfile Interface – Promotion Header (HC) Record – New Fields

41	Single Use Coupon	L	Y/N
42	Apply Single Use Coupon	N-2	
43	Operator Prompt	C-254	
44	Flat Dollar Promotion	L	Y/N
45	Flat Dollar Amount	N-11,2	
46	Promotion Type Code	C-6	

Receipt Printing

A new option has added in Enabler to print individual discounts below the product description on a docket.

Sales > Docket Setup > Main Tab

- Print individual discounts on Docket

Printout Setup [Change]

Main | Header/Footer | Extended Header | Extended Footer | Promotional Offer | Gift Receipt text | PDF Invoices | Suspended

Print transaction number as barcode for suspends

Print transaction number as barcode on receipt

Print layby number as barcode on receipt

Suppress product code on receipt

Always use long product descriptions

Print receipt only on demand

Print "Reprint" when using Ctrl+R quick reprint

Print purchase order number as barcode

Print A4 Charge Invoice for Cust. Categories:

Print UDM on receipt

Print product barcode on receipt

Gift voucher:

Sales form:

Print PLU in custom font

Suppress customer data on receipt

Print individual discounts on docket

Print transfer number as barcode on receipt

Collect customer signature on 2nd copy of docket for refunds

Print suspended transaction

Print invalid receipt message

Print custom header/footer text

Number of copies:

Collect authorised signature on 2nd copy for cash refunds

Include on refunds for all tenders

Print style code in place of SKU on docket

Print "Refund" in bold face

Display net price on docket

Include retail and discount

Print "Tag Invoice" in bold face

Print Sales Person By Line Include number

Print Gift Receipt

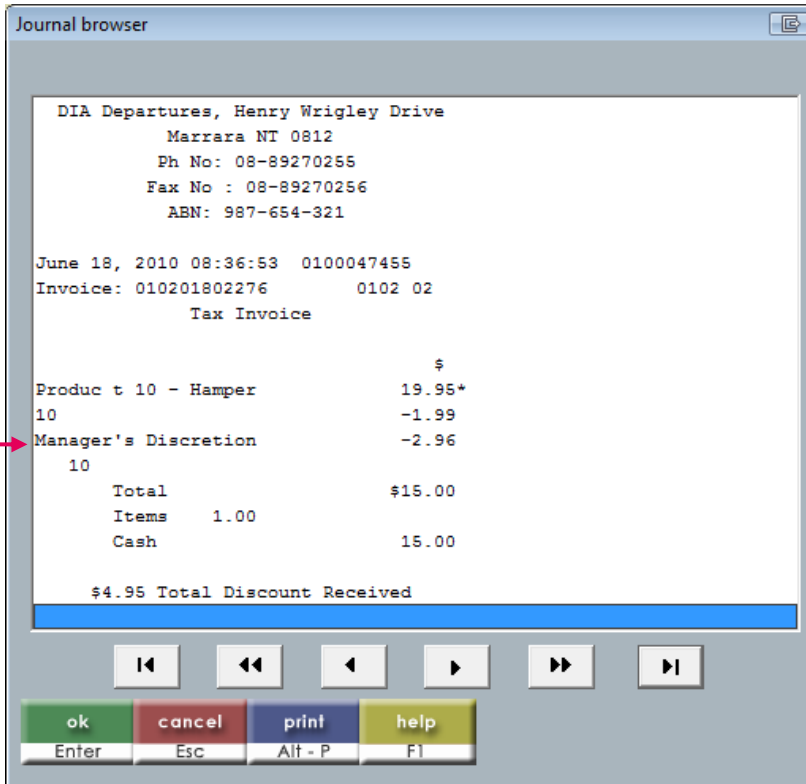
Ask operator to print separate receipts

Note of credit:

Number of copies of receipt: Duty Free: Delivery:

Description for refunds:

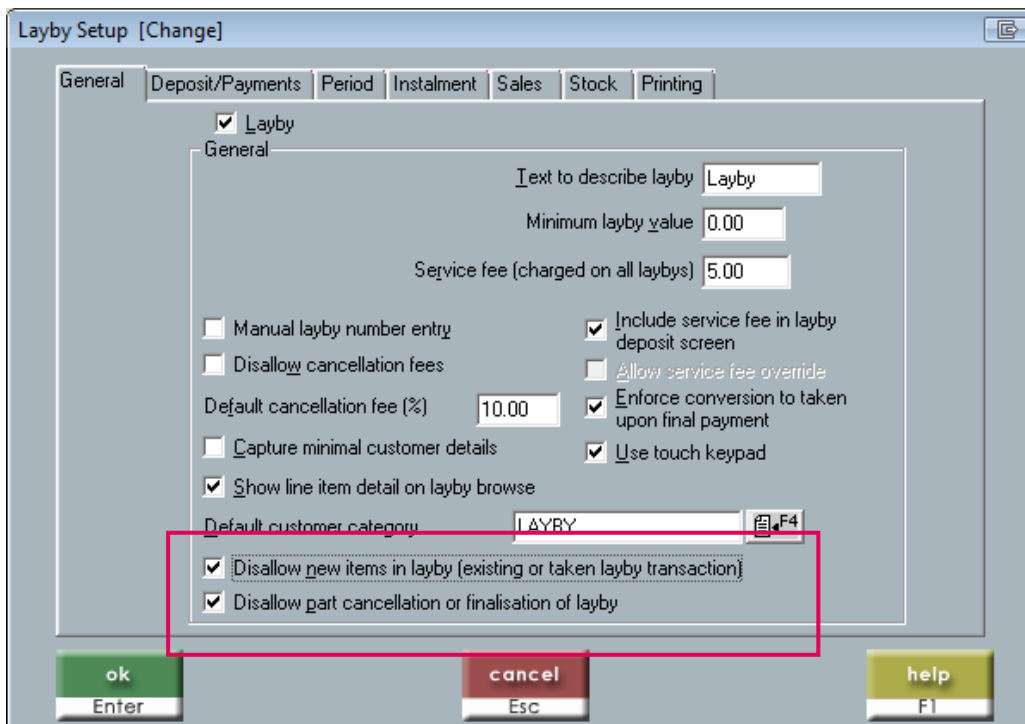
Enter Esc F1



Lockdown Existing Layby Options (Pretty Girl JT#20913)

Two new options have been added to Enabler which effectively lock down existing layby so it disallows new items being added to layby and disallows part cancellation or finalisation.

Sales > Layby Setup > General Tab



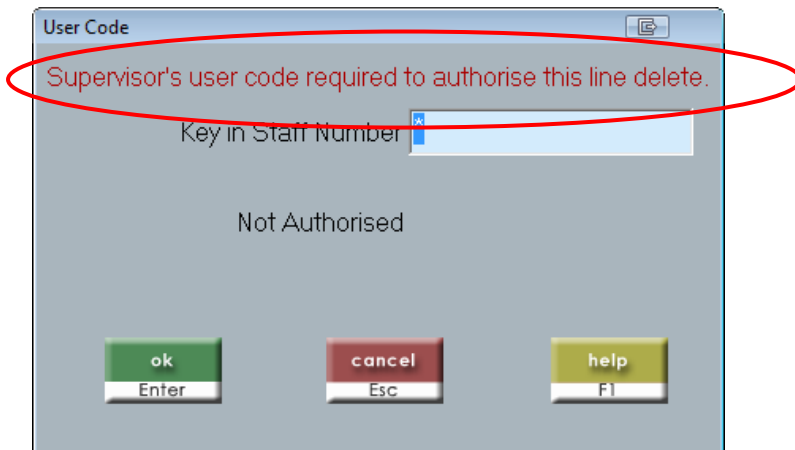
The **Disallow new items in layby (existing or taken layby transactions)** option prevents new items from being added to a sale when editing a layby. New items cannot be added to an existing layby, to

an existing layby which has been converted to a taken sale or to an existing layby which has been cancelled.

The **Disallow part cancellation or finalisation of layby** option prevents an item from an existing layby from being converted to a taken or cancelled layby. This does not apply for new items being added to an existing layby (Note that new items can only be added if the first option is off). Also note that the entire layby can still be converted to a taken or cancelled layby.

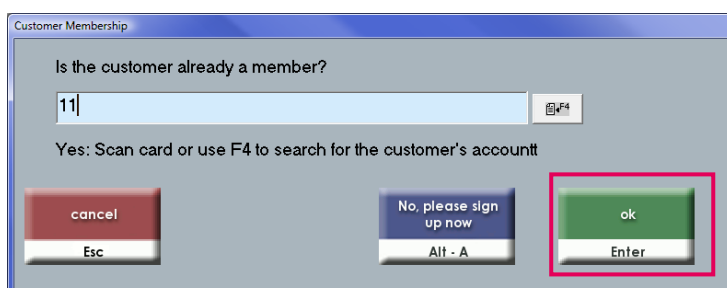
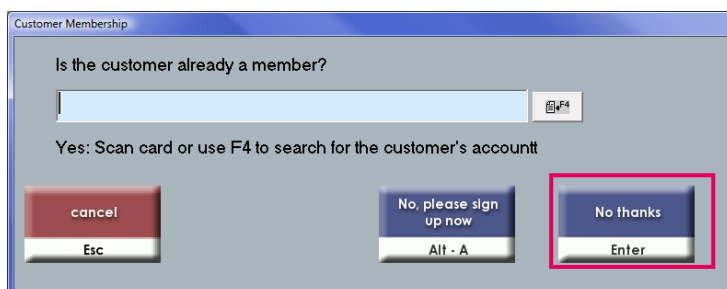
Display user override text in red (Internal JT#21887)

The user override text is now displayed in red.



Change to Customer At Start Prompt (Internal)

On the "Customer at start alternate prompt," there is no OK button, so with touch screen if you enter a customer number, you then have to press "No thanks" to confirm the input. The "No thanks" button now becomes an "ok" button whenever the customer number field contains content.



MVP Conversion & Master Customer Code (Rebel JT#22093)

When converting a customer to MVP (via MVP conversion prompt), it is necessary to remove the MasterCustomerCode from the customer record in EEE otherwise the original club will continue to accumulate rebates for sales to the individual.

We now blank out the master customer code in Enabler and send this empty field to EEE via Query Server (Murphy Update) and Data Loader (CC record). When the Customer record is updated in EEE, the update trigger will move the MasterCustomerCode to the new column OriginalMasterCustomerCode.

Loyalty Aquisitions (Rebel JT#21594)

Now when single use coupons are redeemed at POS, Enabler will update the redemption date/transaction# in EEE via Query Server. If Query server is unavailable, the "CP" record in the HOS file has been updated with new fields that will trigger Data Loader to make the update.

Generic Logfile Interface – Coupon Redeemed (CP) Record – New Fields

10	Customer Code	C-15	
11	Single Use Flag	C-1	Y/N

Updated Dashboard query (Internal JT#16858)

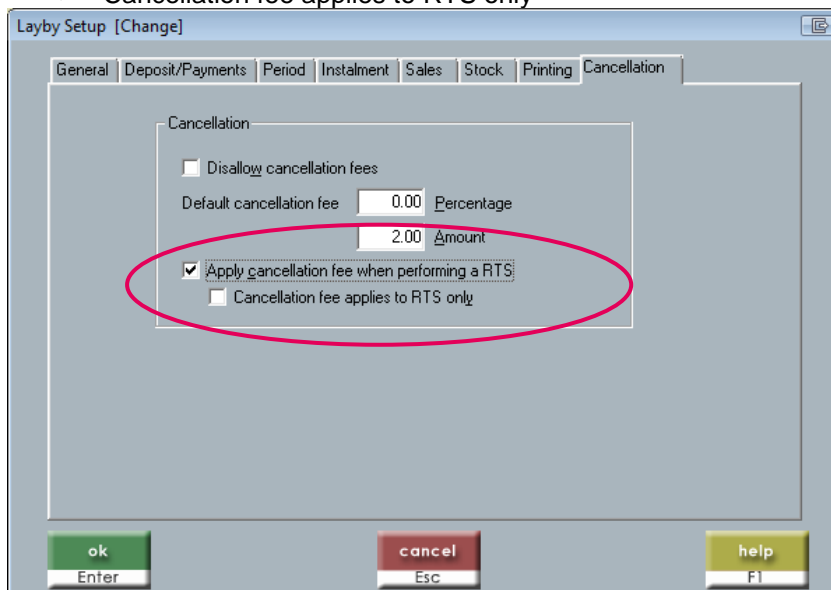
Updated DashLauncher to pass the version of QueryServer to the dashboard.dll so it can determine which query server query to use.

Cancellation fee for Layby RTS (Pretty Girl JT#20914)

Pretty Girl would like to apply a cancellation fee for laybys which are returned to stock. New configuration options are now available

Sales > Layby Setup> Cancellation Tab

- Apply cancellation fee when performing a RTS
- Cancellation fee applies to RTS only



Note: As part of these configuration changes the existing cancellation options are now consolidated in a separate tab.

Apply cancellation fee when performing a RTS will apply a cancellation fee for a layby RTS. The **Cancellation fee applies to RTS only** option will restrict any cancellation fees to RTS laybys (cancellation fees will not be applied to Cancelled laybys).

Also the cancellation fee can now be specified as a percentage or a dollar amount but not both.

Cancellation fees will still apply for cancelled laybys unless the Cancellation fee applies to RTS only is enabled. For RTS the cancellation fee will be applied, and remaining balance less the cancellation fee amount will be retained as an open amount

Add barcode field to SL record (Pretty Girl JT#22183)

The product barcode number will be exported as part of the SL record.

Generic Logfile Interface – Sale Line (SL) Record – New Field

68 Barcode

C-20

Command line option to delete layby records (Pretty Girl JT#20915.)

A new command line option has been introduced which will import a file containing a list of layby numbers. These laybys which be deleted from the layby tables.

From the command line type

```
C:\enabler> infoctrl ZapLaybyList <filename>
```

example

```
le c:\enabler\infoctrl ZaplaybyList c:\temp\zaplayby.txt
```

The file should contain a list of valid layby numbers which should be deleted from the layby tables.

The list should contain one layby number per line as shown below.

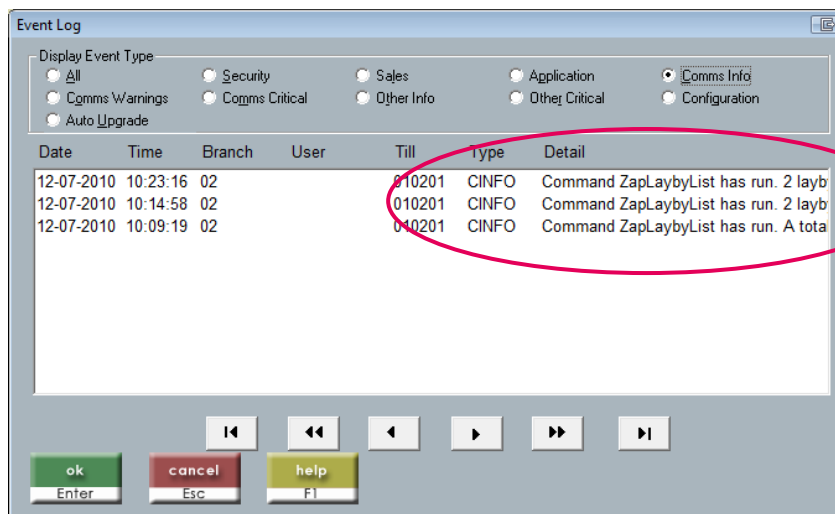
The file can be saved anywhere as long as the path and file name is included in the command.

```
010201000815  
010201000816  
010201000817
```

Any layby entries with the listed layby numbers will be deleted from the following tables.

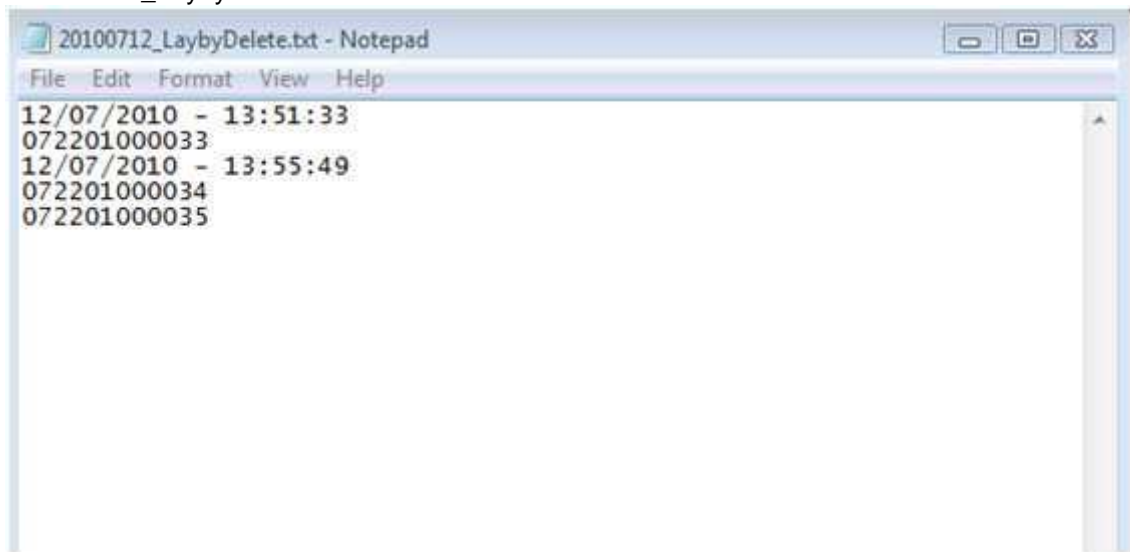
Laybyh
Laybyi
Laybyt
Laybyd

An event log entry is created each time the ZapLaybyList command is run from BackOffice.



Also a text file is created in the enabler folder with a list of layby numbers which have been deleted. The text file is a format

YYYYMMDD_LaybyDelete.txt



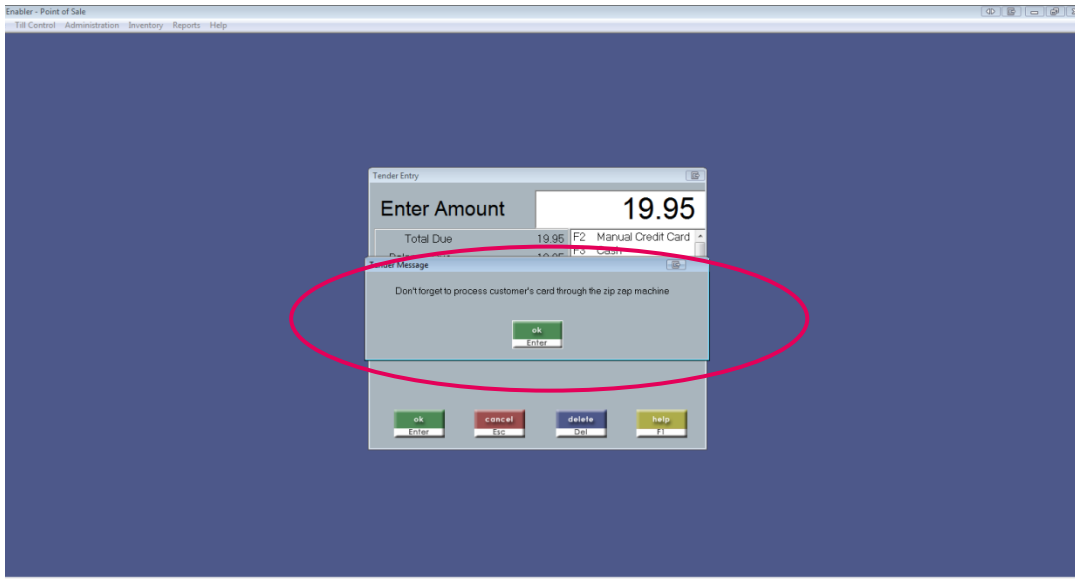
If the process is run multiple times in the same day the layby numbers are appended to the above file with a date/time stamp separating the layby deleted lists. The above file will be automatically purged after 60 days.

User definable message upon tender selection (Pretty Girl JT#20919)

A new configuration option will display a prompt when the tender is selected. The prompt text can be configured in the Tender Setup screen. This new field will be saved in the postend table.

Tenders >Tender setup

When the tender is selected the tender prompt will be displayed before completion of transaction..



The new Tender field can be exported via Exporter and can be imported in Enabler. This imported field will be saved in the postend table.

Generic Masterfile Interface – Tender Maintenance (tC) Record – New Field

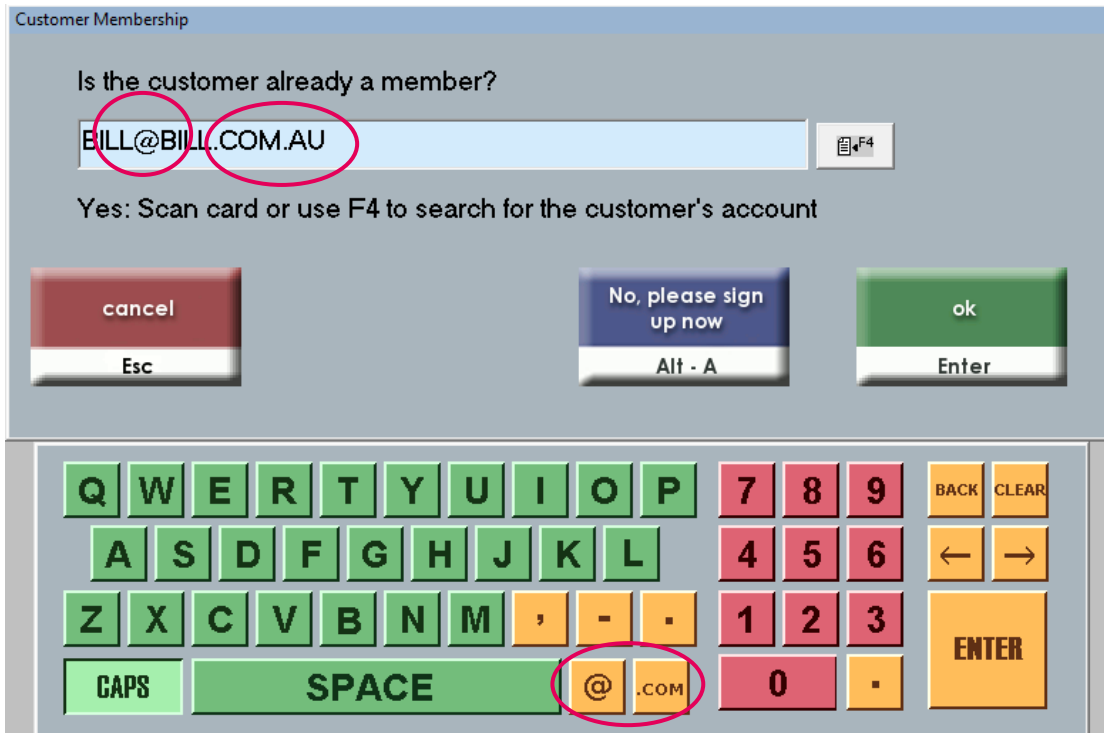
42 Tender Selection Prompt

C-254

Add @ symbol and .com buttons to Touch screen (Internal)

The '@' symbol has now been added to the Touch screen alphanumeric keyboard. In addition, we have also added a '.COM' button.

If your Enabler country code is set to Australia, the .COM button will insert '.com.au'. If your Enabler country code is set as New Zealand, the .COM button will insert '.co.nz'. If your Enabler country code is anything else, it will insert '.com'. The caps key is honoured in these text insertions.



Hire Security Deposit Order Type (Internal JT#22369)

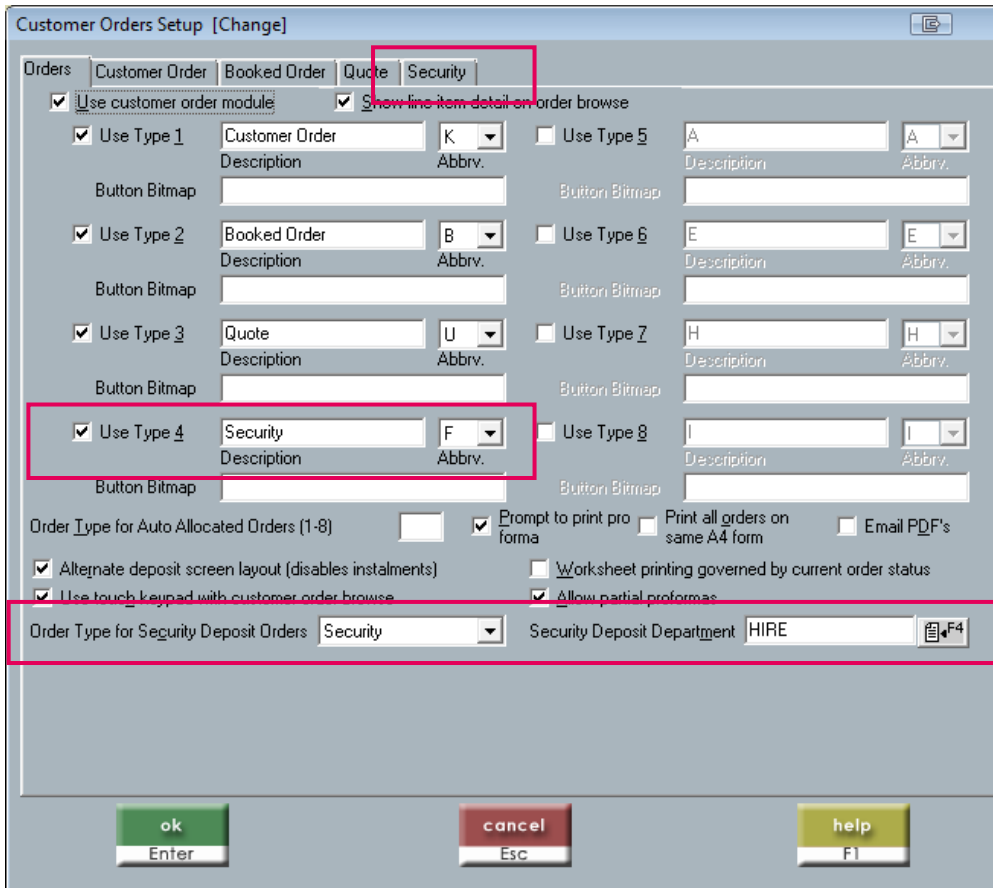
A special customer order type termed a Security Deposit Order type has been introduced in this version. This order type is general used to add a security deposit for a hire item and refund the deposit once the hire is completed.

As an example create a kit that consists of a gas cylinder and a security deposit. The kit is configured to add its components into the sale. Thus upon selling the kit, we have a taken item which was the hire fee and an item on "hire"(order) that was the security deposit. The security deposit is automatically tagged as a customer order item. When returning the hire item the customer order docket is scanned and the user is prompted to refund the deposit. This automatically cancels the order and refunds the deposit.

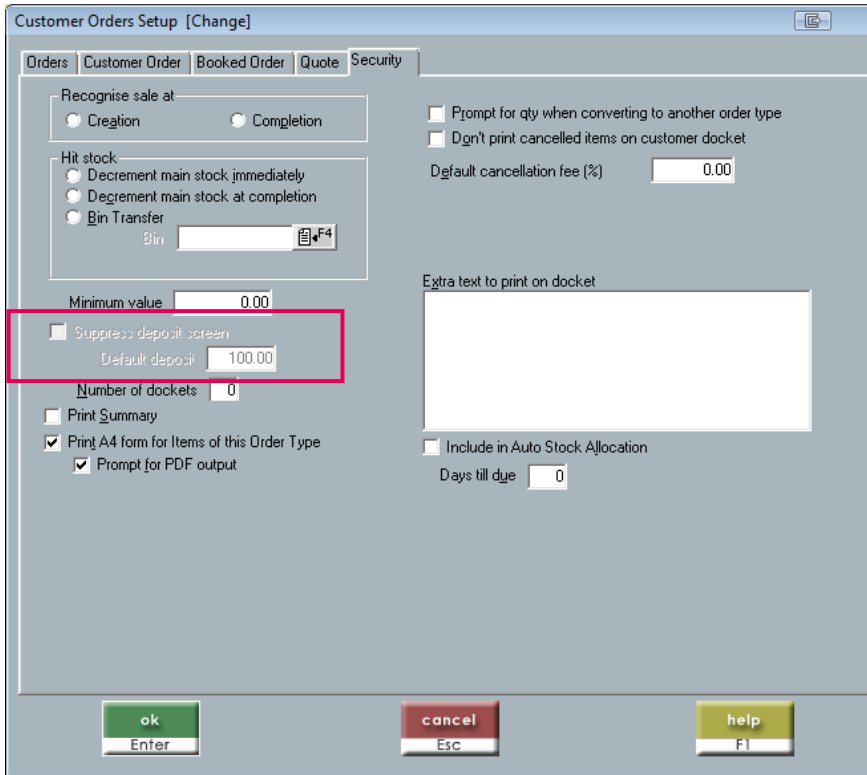
The Security Deposit Order type is configured in
Sales >Customer Order Setup

- Order Type for Security Orders
- Security deposit Department

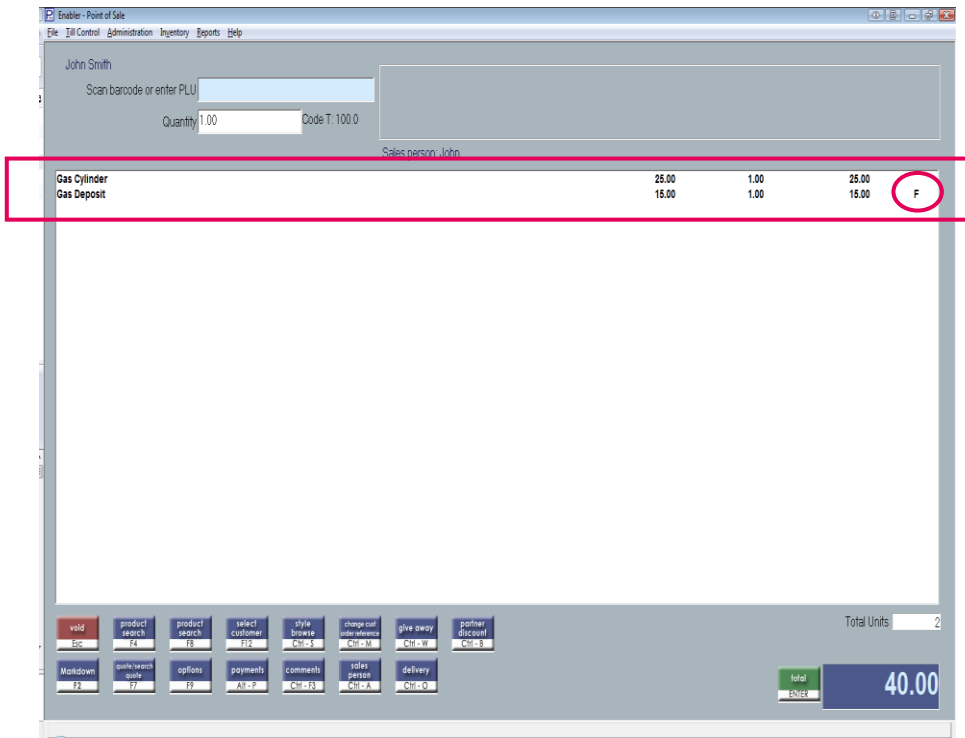
Order Type for Security Deposit Order - select an existing order type as a security deposit order type. This order type is automatically applied and cannot be manually applied in the sales screen.



With this order type the Suppress deposit screen option is disabled and the Default deposit is set to 100.00. This cannot be altered by the user. Thus the full price of the product item is paid as an order deposit.



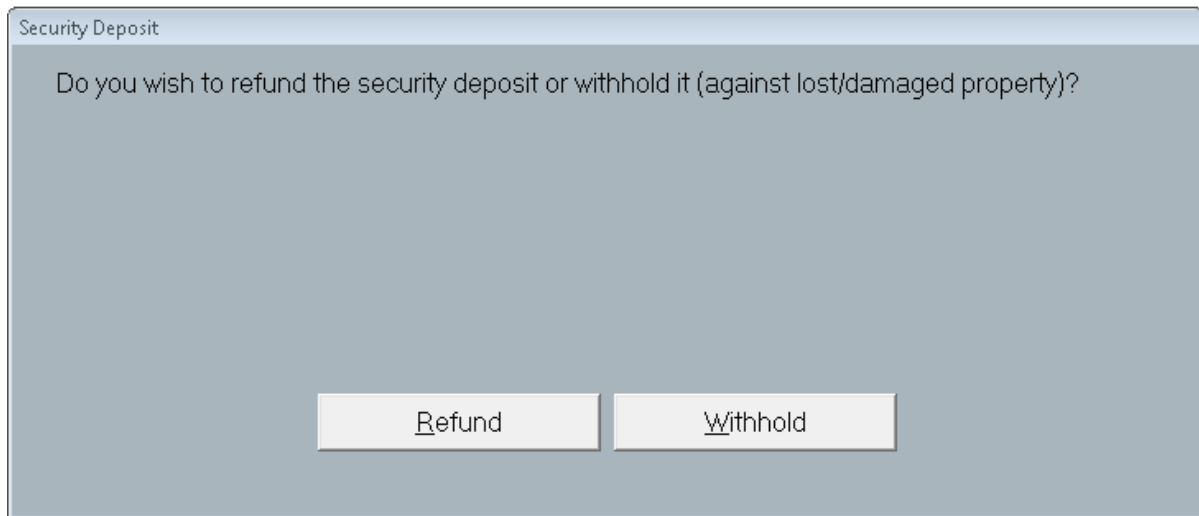
Security Deposit Department This option must also be configured. When a product configured with this department code is added to a sale, the item is automatically flagged as Security Deposit Order type.



When hire item is returned and the customer order docket can be scanned so the following screen appears. The operator can now refund the security deposit amount or withhold is the hire item is damaged etc.

If Withhold is selected the transaction completes.

If Refund is selected the operator proceeds to the tender screen to refund customer back the cost of the security charge.



Security Deposit

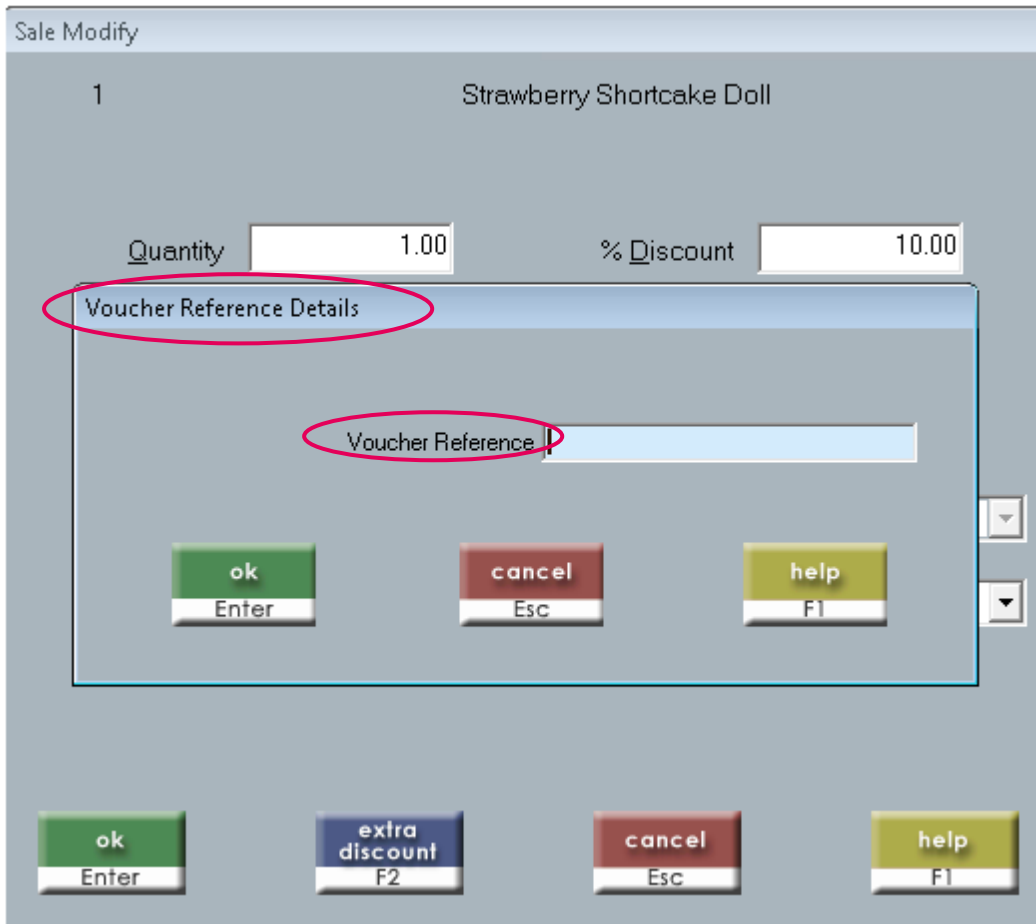
Do you wish to refund the security deposit or withhold it (against lost/damaged property)?

Refund Withhold

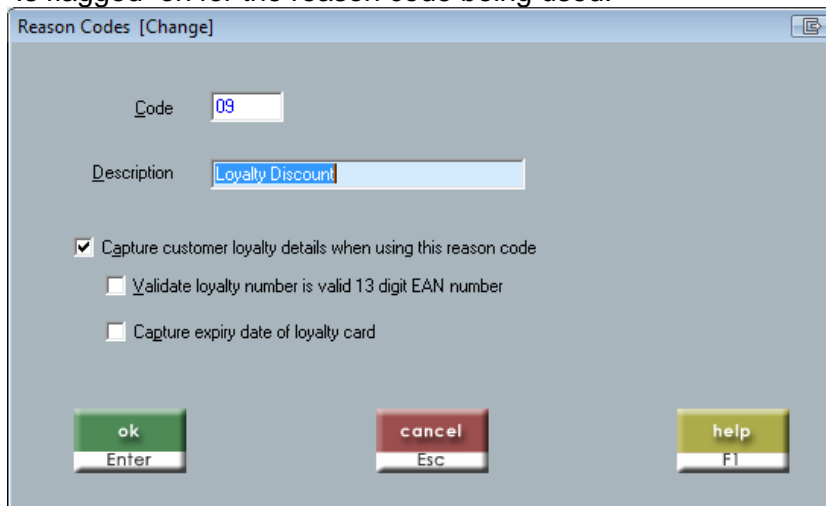
Client Specific Modifications

F2 Loyalty Prompt Text Change (Pretty Girl JT#20923)

Under Pretty Girl client code the Loyalty number prompt text is changed to Voucher Reference and the Title changed to Voucher Reference Details.



The Loyalty number prompt is invoked in the Sale Modify screen if the option Capture customer loyalty details when using this reason code Is flagged on for the reason code being used.



Change to Sales Screen change button text Pretty Girl JT#20912)

The F2 change button has its upper text changed to Markdown under the Pretty Girl licence code.



No rounding of tender amounts (Pretty Girl)

When a Charge Account tender has a roundable amount, this amount will not be rounded. Under the Pretty Girl licence code the unrounded amount will be left in the tender screen. Pretty Girl will re-tender the remaining amount. This applies only to Charge Account tenders.

Bug fixes

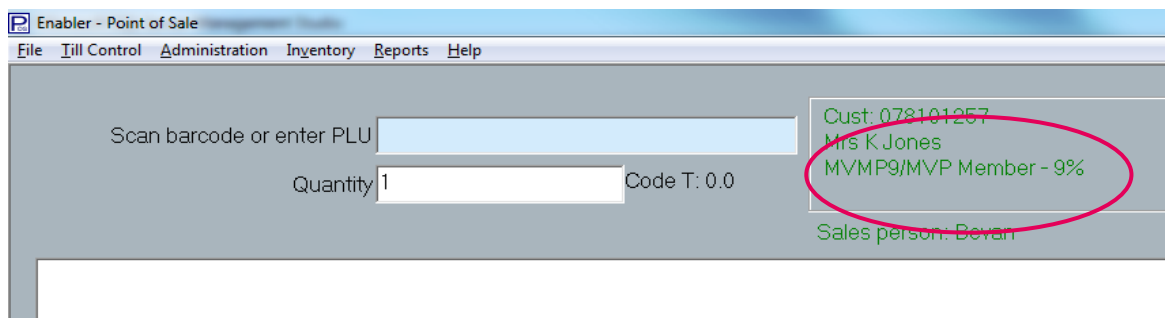
Layby Bug Fix (Internal JT#20931)

It was found setting the new line item in an existing layby to cancelled caused the rest of the transaction to become corrupted.

The bug fix ensures that a newly added line item cannot have its status set to cancelled. The original status of the new line item will be retained.

MVP Conversion Bug (Rebel)

When following the prompt and converting a customer to the new loyalty program (MVP Conversion), the customers category on screen (post conversion) remains as the old customer category, not the new customer category.



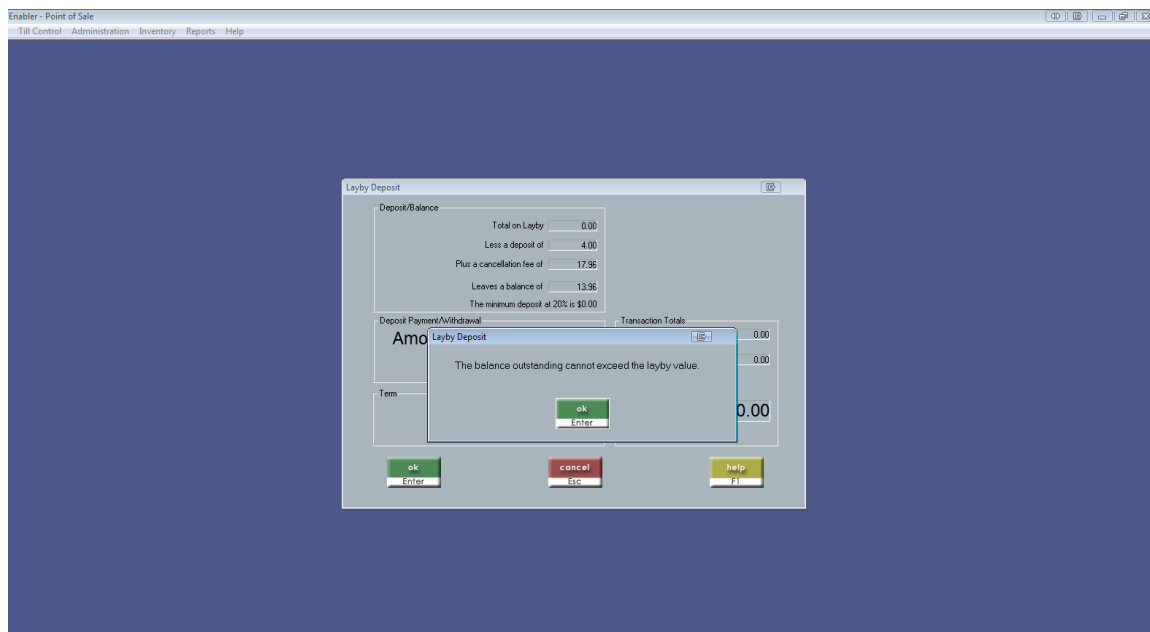
This has been corrected.

Layby Cancellation Bug Fix (Internal JT#22252)

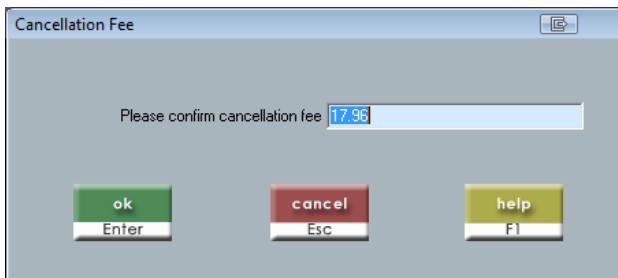
When cancelling a layby and the cancellation fee is higher than the deposit amount, the following error message appears.

The balance outstanding cannot exceed the layby balance.

Considering it is highly unlikely the customer will pay any cancellation fee beyond the deposit amount, the maximum cancellation fee will now be limited to the deposit amount.



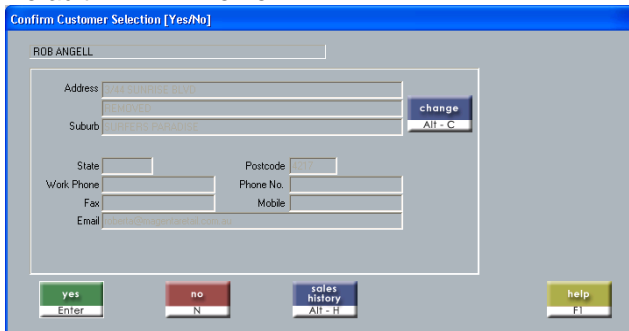
Also a cancellation fee which is higher than the deposit amount cannot be entered in the cancellation prompt.



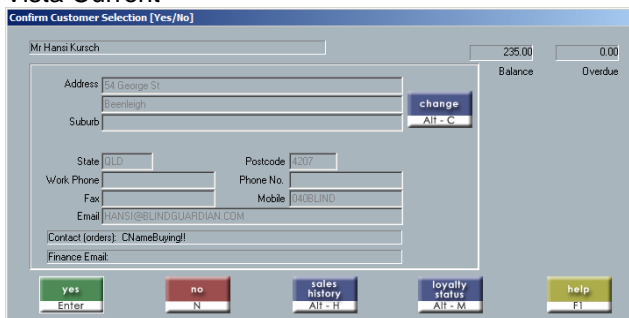
Customer confirmation screen unreadable fields (Beacon JT#22221)

The customer confirmation screen with its disabled edit controls was difficult to read. This has been corrected.

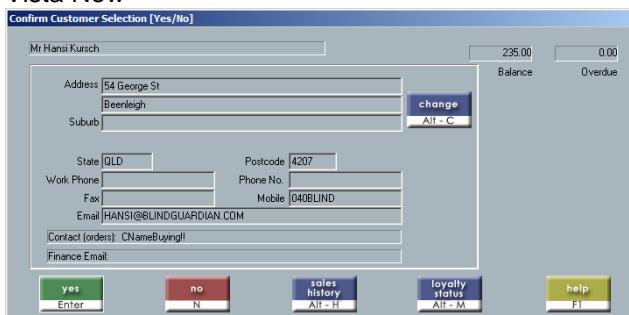
Default WinXP Theme



Vista Current

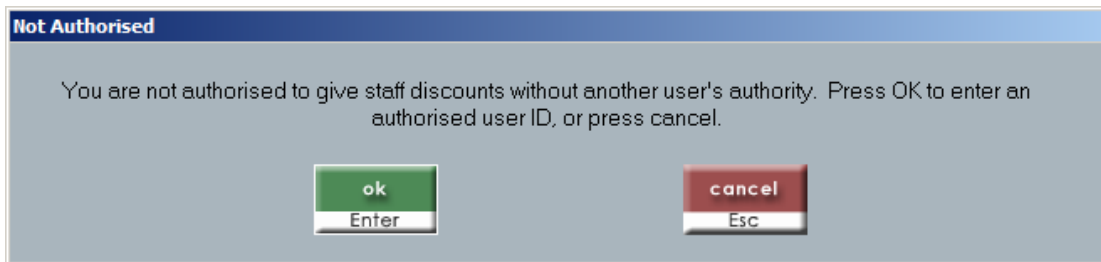


Vista New



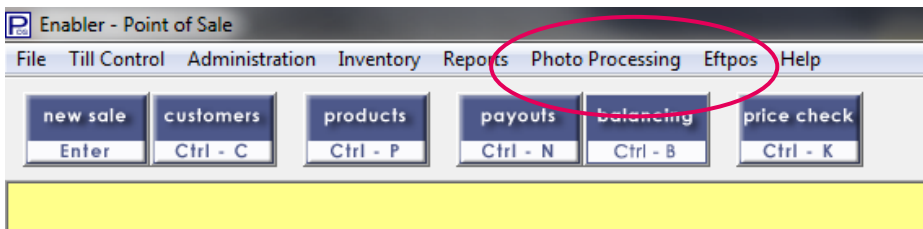
Invalid Staff Discount Error for Amart (Internal)

When using Amart or Rebel client code (or no staff discount authority), and no staff discount reason code is configured and performing a total discount, was getting the following error unnecessarily. This has been corrected.



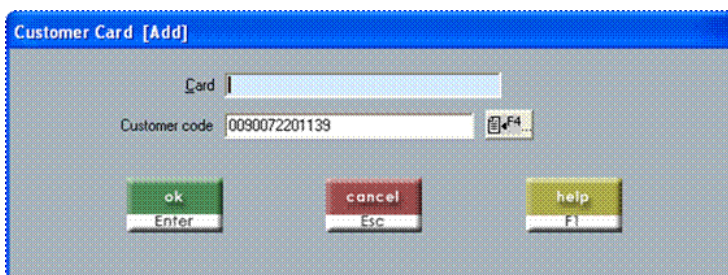
Bug fix for disabled menu item appearing (Internal JT#22341)

The Eftpos menu item appears even if integrated Eftpos is disabled. The same applies for the Photo Processing menu item. This bug occurs when Dashboard is enabled but is not being launched due to the environment not being setup properly. This bug has been fixed.



Customer Card screen not handling card swipe (Internal)

The card number field in the Customer Card screen was not being populated when swiped by a swipe reader. This is now fixed.



Purchase Orders have incorrect total received value when importing Purchase Order (Gazal JT#22155)

When importing an isl-po.dat file the total received value is being set to 0.00, overwriting any existing value in the purchase order header table. To fix this issue we read the purchase order header (pospurch) table prior to updating via isl-po. If a total received value exists for the PO number being imported this value is used to update the purchase order header table.

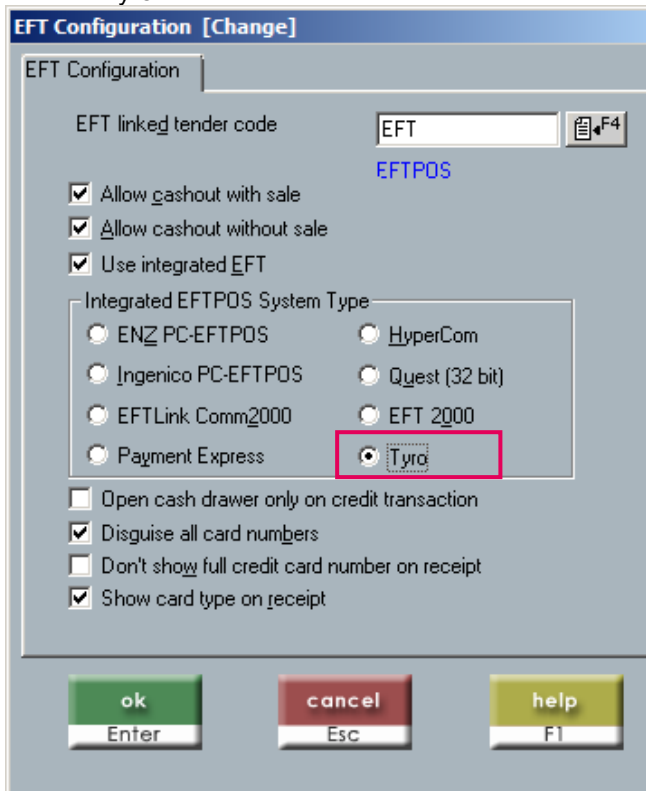
Version 4.62.01 (Released 20/07/2010)

Add support for Tyro EFT (Internal JT#22209)

We have added support for another EFT vendor – TYRO. It can be enabled in Enabler by turning ON the “Tyro” option in EFT Configuration. You will need to restart Enabler after configuration has been set.

Tenders → EFT Configuration


- Tyro



Tyro is a pretty simple EFT implementation. There is NO separate card read function, there is NO facility to do a logon, settlement or bring up a control panel. It allows us to do a Purchase & a Refund, and that is pretty much about it. Cash out on a purchase is supported.

An example Tyro screen in action is below.

Purchase



Amount	\$100.00
Cashout	\$0.00
Total	\$100.00

Select account

Swipe card. Purchase: \$100.00
 Purchase started - Amount: \$100.00, Cashout: \$0.00


Tyro has NO ability to assist with PLD recovery. We cannot query it for the status of the previous/last transaction, so the operator must determine this for themselves.

EFTPOS Recovery

Unable to determine result of last EFTPOS transaction. Did the last EFT transaction process correctly?

An example error that Tyro can generate and we must display if the transaction has begun.

EFT Error


An error occurred during the EFT tender. Please review the status of the EFT tender manually. Details of the error are:

The terminal is busy with another request. (503).

One important note is that TYRO does not return the card number to us in any shape or form whatsoever. We also do NOT receive the account type, only the card type. In the sample journal below under the EFTPOS tender entry, we would normally print the obfuscated card number – as we do NOT have access to the card number, we are using this to store the EFT tender’s Authorisation number returned from Tyro – a new field returned over and above the STAN returned. See “Auth: 517424” below...

```

Docket/Journal
  Merchant 235
  Address line 1
  Address line 2

  Tyro EFTPOS

  Card: XXXXXXXXXXXX2045(s)
  EFTPOS

  Purchase   AUD   $100.00
  -----
  Total     AUD   $100.00
    
```

APPROVED 00

Cheque Eftpos

Terminal ID: 235
Transaction Ref: 128469
Authorisation No: 517424
17 Jul 2010 at 07:20 AM

Bobs Pies
HEAD OFFICE
Level 1 / 150 Waverley Rd
Malvern East, VIC., 3145
Ph: +613 9571 0644
GST: 123-456-789

July 20, 2010 21:42:12 0100042780
Invoice: 010201010001 0102 02
Tax Invoice

No Price		\$	100.00
Total			\$100.00
Items	1.00		
EFTPOS			100.00

Auth: 517424
STAN: 128469
Type: EFTPOS

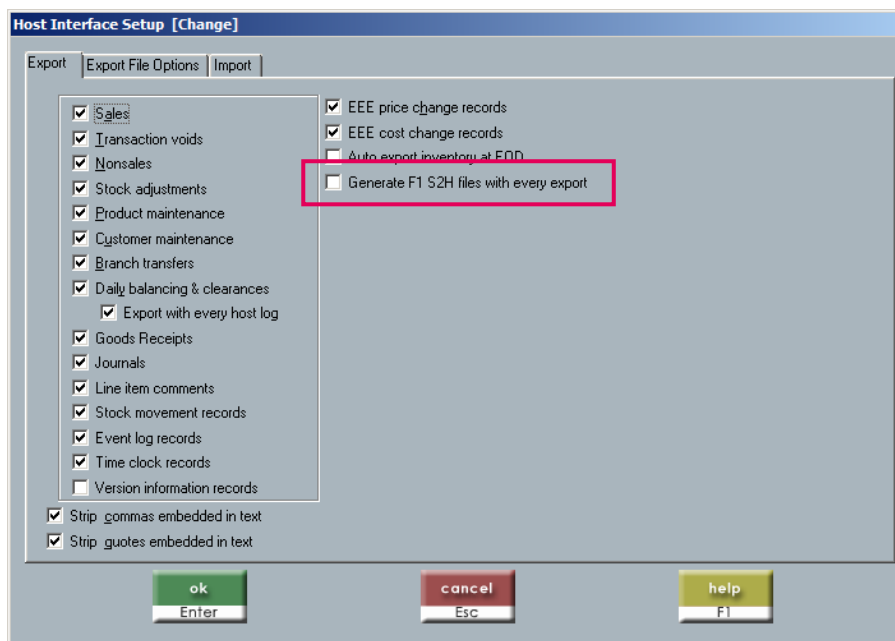
Inclusive of \$9.09 GST at 10.00%
You were served by John

Version 4.62.02 (Released 02/08/2010)

Control the export of Finance One S2H files (Godfreys JT#22470)

A new option has been added to control whether the Godfreys Finance One S2H zip files are generated with every HOS export or just once per day during EOD
Transaction Processing / Comms → Host interface Setup → Export

- Generate F1 S2H files with every export



Generate F1 S2H files with every export – When NOT set the generation of file will occur with End of Day scheduled task , when flagged ON the export of the file will occur based on the duration set for export of Host log In the Export File Options tab as well as End of Day.

This option defaults to off. When the time comes that the version of Finance One has been upgraded, this option may be flagged ON to generate F1 files with every HOS export. Until then, the files will only be created at EOD. This change allows HOS files records to still be exported to EEE periodically during the day.

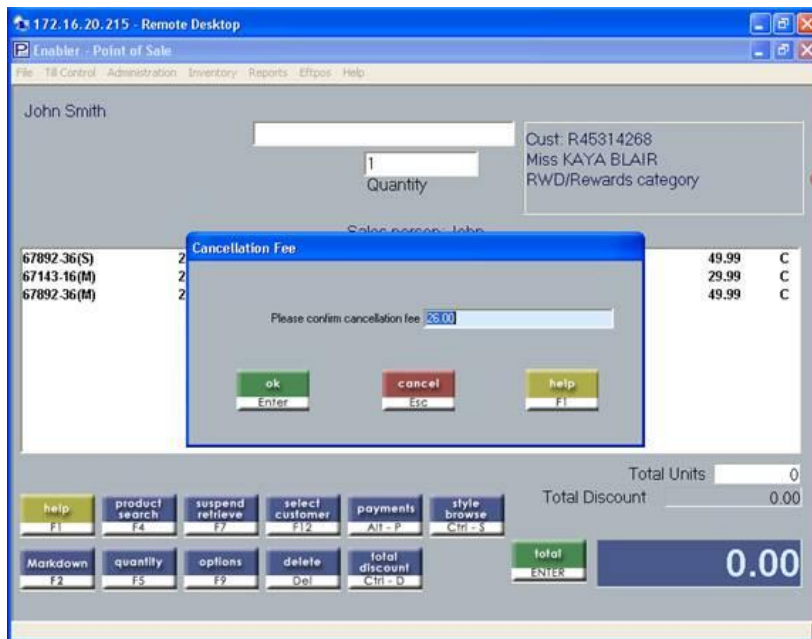
RMW VAT anomaly on A4 invoice (R.M. Williams JT#22174)

R.M. Williams had an issue whereby a customer order was performed and when that order was taken in a subsequent transaction, extra items were added to the transaction and taken as well. The A4 Sales Invoice that was printed for the final transaction only included VAT for the items from the original order that were converted to “Taken” – it did not include the VAT Calculations for the newly added/taken items in the transaction.

This has been corrected.

Layby RTS Cancellation (Pretty Girl JT#22512)

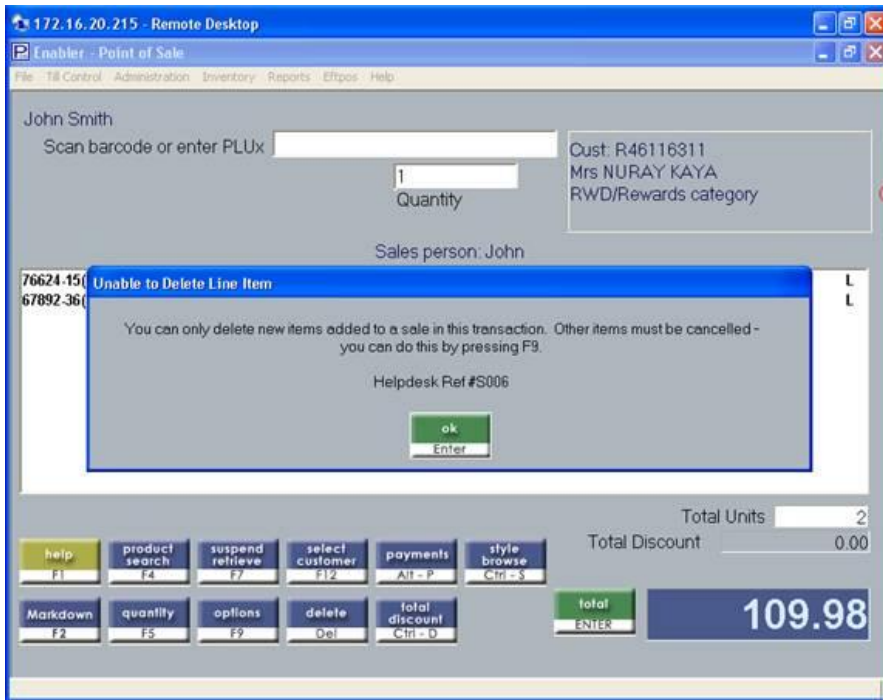
Pretty Girl has set their cancellation fee at \$20.00. However when they return items to stock the deposit amount of \$26.00 appears as the cancellation fee. This is because the cancellation fee is incorrectly calculated on a per item basis (ie. 3 x \$20.00 = \$60.00). Thus the deposit amount is applied as the cancellation fee. (Refer to JT#22252)



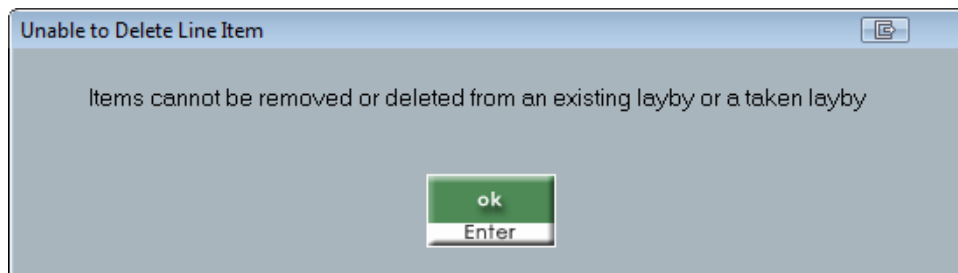
The \$ cancellation fee should be applied on a transactional basis. This has been corrected.

Part cancellation of laybys (Pretty Girl JT#22525)

If the option “Disallow part cancellation or finalisation of layby” is enabled and the user tries to delete a line item, the following message appears asking the user to use F9 to cancel the line item.



However the F9 button does not allow cancellation of individual items due to the above option. The above message has been changed to the following.



Type 2 Offers not displaying correct promo Description (Internal)

Type 2 Offers were not showing the offer description as the discount description on the sales screen/docket. It was just showing a generic description. This was OK for type 1 & type 3 offers. This has been corrected.

Discount Description on Screen/Dockets (Internal)

When multiple automatic discounts are applied to a line, or you manually discount a line that had an automatic discount applied, the discount description displayed on screen/docket was not necessarily that of the discount which gives the greatest discount (and is the reason code saved against the sale line). This has been corrected.

MD records incorrectly generated (Internal)

An issue was raised by a client whereby if a line had a promotion discount (or similar) against it, and you went into the F2 Sale Modify screen and increased the quantity sold, instead of applying the discount to the promotion discount, we were generating a 2nd discount for the line as a F2 discount with the promotion discount reason code as the reason code. At the time, we told them this was by design.

Upon further reflection, this is incorrect and has been corrected.

Consider the following scenarios:

Scenario 1:

- Line added to sale that has an automatic promo discount applied. Should generate single MD record for that discount.
- F2 Sale Modify and increase the qty sold. This should still only generate a single MD record for the whole discount amount as a promotion discount.

Scenario 2:

- Line added to sale that has an automatic promo discount applied. Should generate single MD record for that discount.
- F2 Sale Modify & reduce the price further. Should now generate an MD record for the automatic discount amount and an MD record for the manual discount. Manual discount amount should only be for the difference between the automatic discount and the new price specified.

Scenario 3:

- Line added to sale that has an automatic promo discount applied. Should generate single MD record for that discount.
- F2 Sale Modify & increase the qty sold AND ALSO reduce the price further at the same time. Should now generate an MD record for the automatic discount amount and an MD record for the manual discount. Manual discount amount should only be for the difference between the automatic discount and the new price specified. Both the automatic discount and manual discount records should be adjusted to reflect the new qty (i.e if qty was 1 and is now 5, the discount would be 5 times what is expected for a singular item).

Scenario 4:

Revisit the above the scenarios, and instead of having a single automatic discount applied to the line, consider a line that has multiple automatic discounts applied to it and is then manually discounted further. The same rules apply – if you increase qty, the auto discount amounts in the MD records should be increased by that factor NOT have the increased discount apportioned to a manual discount.

Customer Order Deposit Screen Bug (Internal)

There is a bug in the customer order deposit screen whereby you can pay a deposit amount > than the order amount. This is treated as a service fee, but is not by design. You can't do this in the layby deposit screen (you can add a service fee in config, but you can't do an ad-hoc over payment in the deposit screen). The service fee created by doing this for customer orders is mistreated as if it was a service fee upon cancellation - this creates a type V CustomerOrderTransaction row in EEE which corrupts the customer order deposits and balances report in EEE. This has been corrected.

Customer Order edit & OT HOS file records (Internal)

If you edit an existing customer order and change the qty of lines taken, this is fine.

If you edit an existing customer order and change the price, this is fine.

If you edit an existing customer order and change the qty & change the price at the same time, this is fine.

If, however, you edit an existing customer order and change the qty & change the price & also change the status to taken at the same time, this is bad, very very bad. The result that ends up in EEE is wrong, the order is corrupted and the EEE reports are out.

This has been corrected. You can now change qty, price and flag as taken in a single transaction and at the end of it all EEE will love you for it.

G/L Narration for Payouts (Rebel JT#21519)

When payouts are written out to the G/L, the payout reason code description is currently written out to the G/L narration.

If you have “Capture additional narration re payouts” option turned on, we will now put the free text narration captured into the G/L narration field. If for some reason the free text narration is blank (shouldn't be as it is a mandatory field) or this narration capture option is off, we continue to put the payout reason code description into the G/L narration field.

Ctrl-F5 Split Customer Order Errors (Internal)

Create a sale with 1 line item qty = 2, no discount. Retrieve/edit the order: Apply a manual discount or change the qty then use Ctrl+F5 to split the line. Take 1. You can see right on the screen that this goes bad - the original line which is meant to be cancelled is left on order, you get a new order line with qty=1 and a taken line with qty=1. Order in EEE is corrupted.

This has been corrected.

Rebel Duplicate Customers (Rebel JT#22551)

Requires Q/S 1.46.0.5

New options have been added to the Customer Database screen to prevent duplicate customers from being added to the database.

Customer >Customer setup

The screenshot shows the 'Customer Database Setup' window with the following configuration:

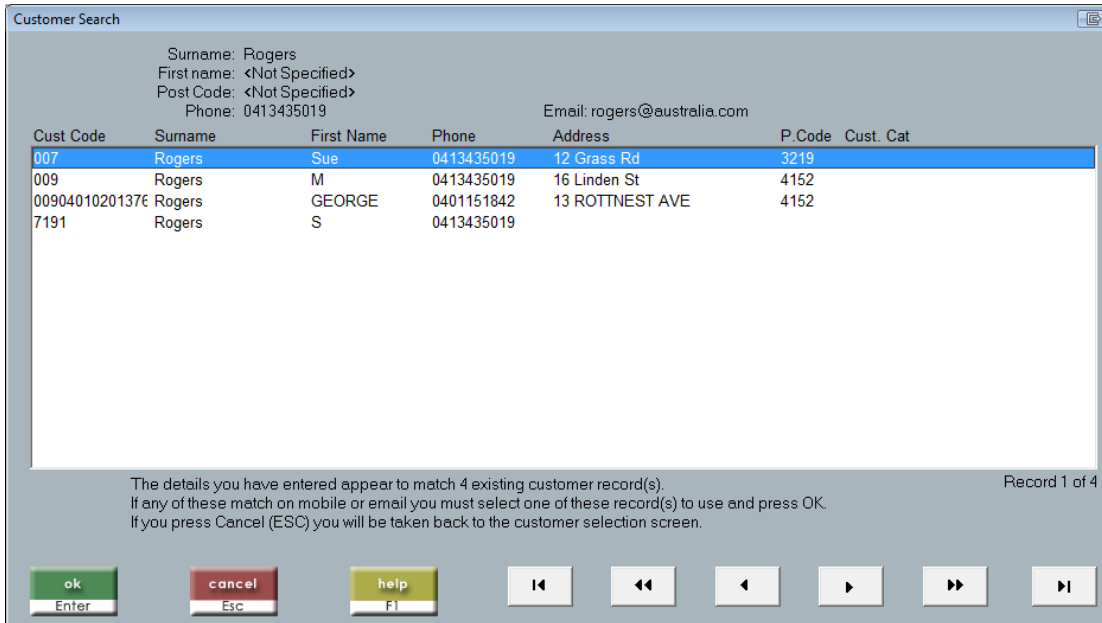
Field To Display	Display Order	Format String
Surname	2	M
First Name	1	
Post Code	4	
Mobile Phone	3	M,B,Q
Phone (All Numbers)	0	
Email Address	5	M,Q

Additional text in the window: "First Name & Post Code can only be included with Surname. Post Code will narrow down the name search."

Buttons at the bottom: ok (Enter), cancel (Esc), help (F1).

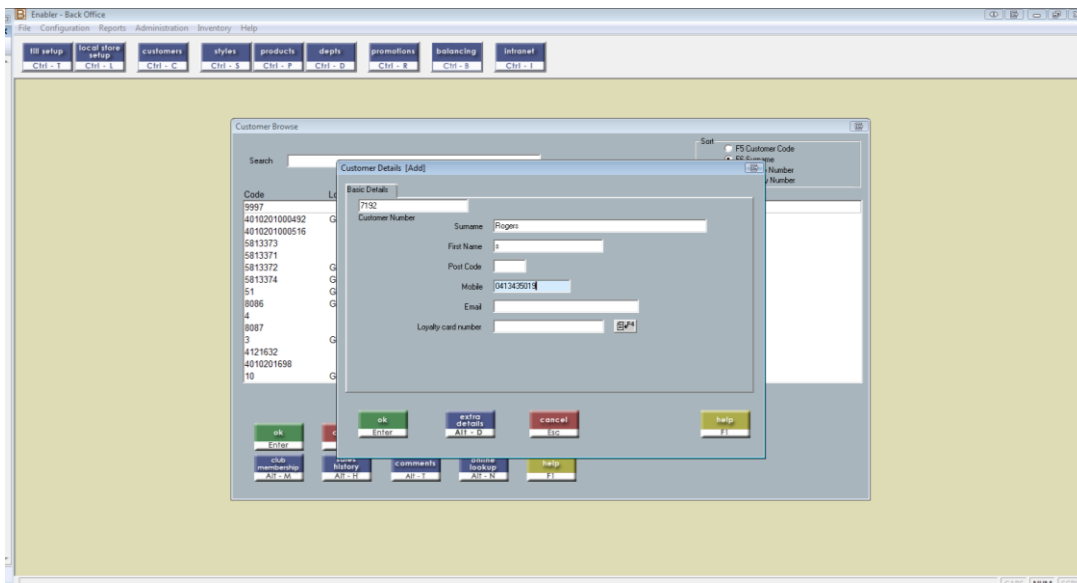
A new format string “Q” will enforce uniqueness of the customer. Any duplicate customer will not be added to the system. The customer uniqueness check is only done for the email and mobile fields. The new format string appears in both Search Duplicates in EEE Options screen and the Alt Minimal Details Options screen.

In the Pre-Add duplicate check. (F12->Add)

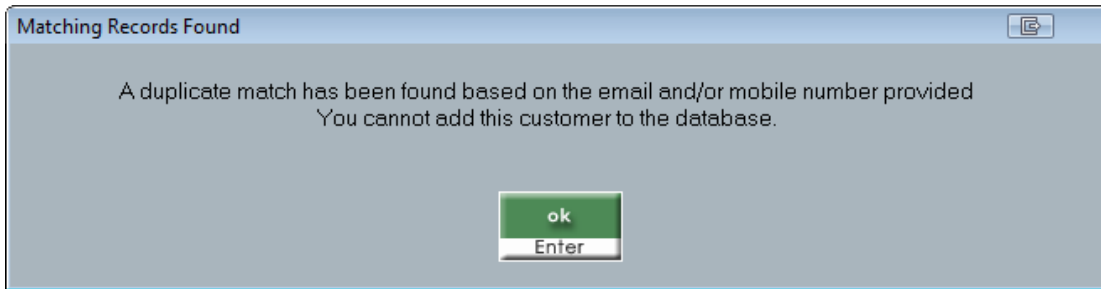


If the new format string Q has been configured and if a customer exists with a search mobile or search email id, then this customer has to be selected in the Customer Search screen. If the user cancels out of this screen then they will be returned to the customer selection screen.

In the Customer Details (Add) screen



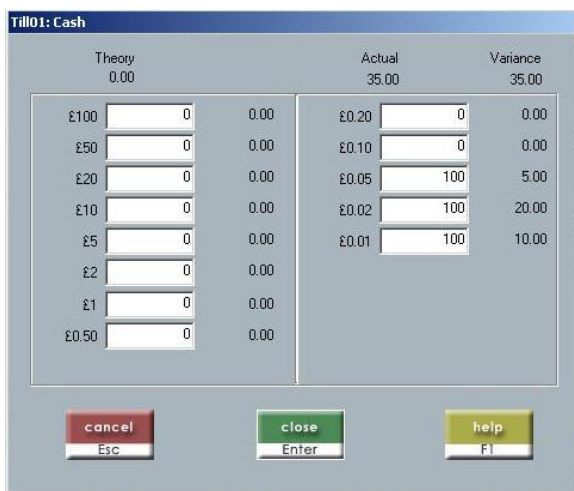
If the new format string Q has been configured and if a customer exists with a search mobile or search email id, then this customer has to be selected in the Customer Search screen. When the customer is selected then the details are refreshed and the user is returned to the Customer Browse screen. If the user cancels out of the screen then they the following error message pops up.



The user is returned to the Customer Browse screen.

Balancing denomination errors (MAK Retail JT#22543)

MAK have reported that when counting pennies the calculations are incorrect. See below, the actual should be 8, not 35! i.e $100 \times 0.02 = 2$, not 20.00.



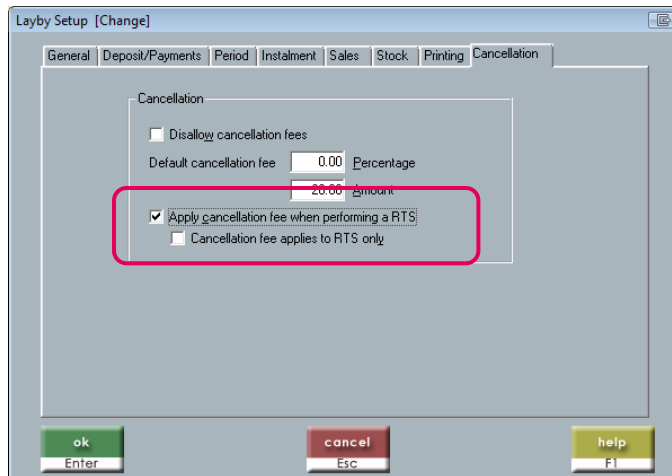
This has been corrected.



Cancellation fee is applying twice during RTS. (Pretty Girl JT#22541)

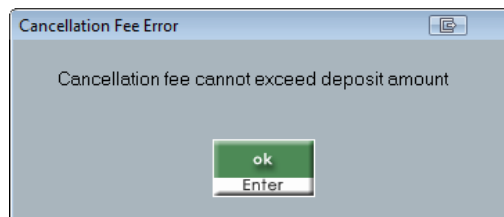
When a RTS is cancelled and the Apply cancellation fee when performing a RTS option is on, the cancellation fee is applied twice. Once when the layby is returned to stock and again when the RTS is

cancelled. This has been fixed such that the RTS cancellation fee only occurs in the first instance if the above option is on.



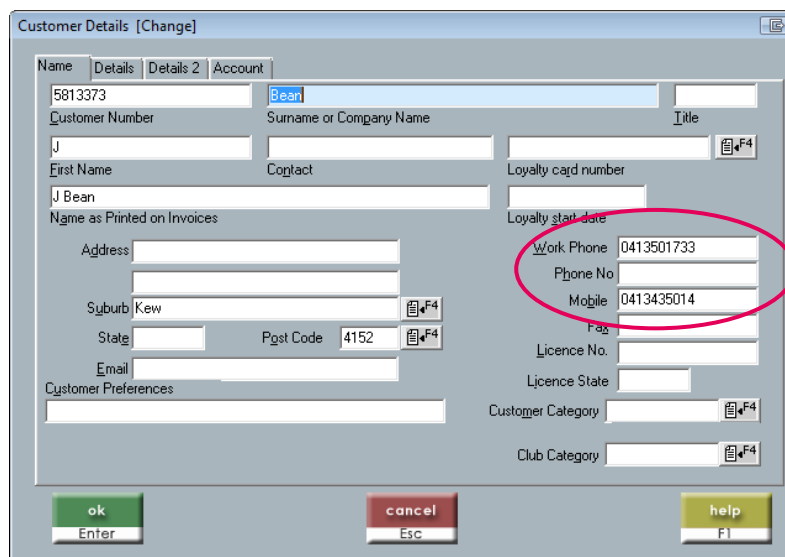
RTS fails when cancellation fee is same as deposit amount (Pretty Girl JT#22542)

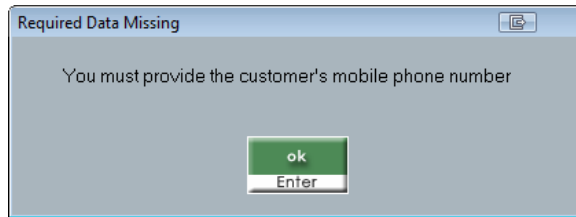
The Cancellation fee cannot exceed deposit amount message appears even if the cancellation fee is the same as the deposit amount. This message should only appear if the cancellation fee exceeds the deposit amount. This has been fixed.



Bug Fix- Customer Mobile number required (Internal)

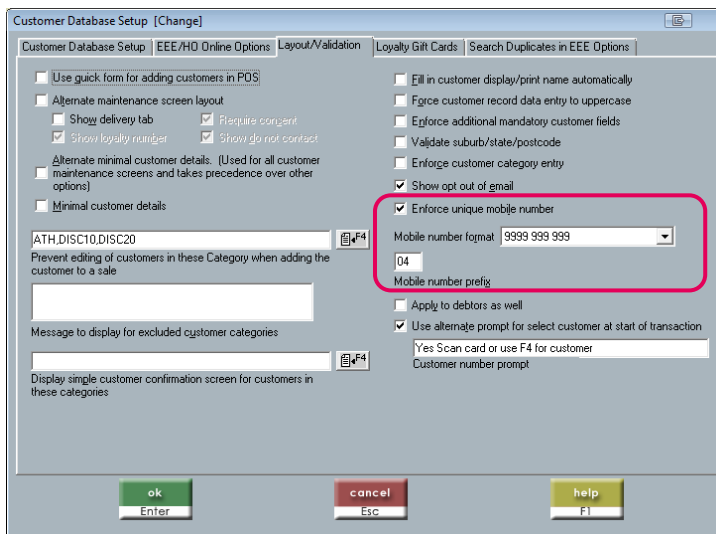
If a customer with an existing valid mobile number is edited and subsequently saved the following error message appears.





This message should not appear for existing mobile numbers which have not been formatted. The following options must be enabled.

- 1) Enforce unique mobile number option must be on.
- 2) Mobile number prefix field must be filled with a valid mobile prefix



Disable Export Stock on Hand menu item (Internal JT#22242)

When using EEE stock levels, the Export Stock on Hand menu item located in the POS Inventory Menu should be disabled.

Layby finalisation bug (Internal JT#22535)

It was reported that if the "Enforce conversion to taken upon final payment" option is on in Layby setup and the layby had a cancelled item set before being finalised with final payment. Then the layby is not being converted to a taken sale.

Also the layby balance as shown in the docket below shows a negative layby balance when the layby balance should be zero as the sale has been finalised.

These bugs have been fixed.

Bobs Pies
 HEAD OFFICE
 Level 1 / 150 Waverley Rd
 Malvern East, VIC., 3145
 Ph: +613 9571 0644
 GST: 123-456-789
 Layby number: 010201000842

August 5, 2010 10:57:32 0100043023
 Invoice: 010201010093 0102 02
 Tax Invoice

Customer Details: 4010201403
 Mrs Geriatric Customer
 54 George St
 Beeleigh 4207
 617 3382 7699 1800 111 475 0402 020 20

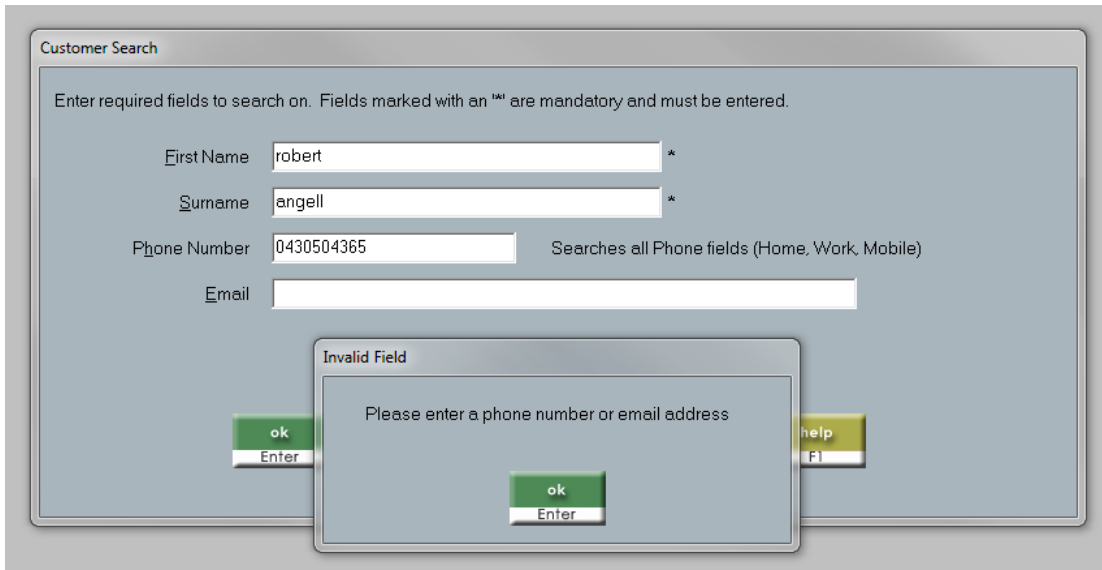
	\$
Product Ten	10.00 C
Product Twenty	20.00 T
Product Thirty	30.00 T
Sub Total	\$50.00
Service Fees	\$1.00
Total	\$51.00
Taken Total	\$51.00
Plus Layby Deposit	\$-4.00
Total to Pay	\$47.00
Items 3.00	
Cash	45.00
Layby Total	\$0.00
Deposit to Date	\$6.00
This Payment	\$-4.00
Layby Balance	\$-2.00

Inclusive of \$4.64 GST at 10.00%
 You were served by John

Ezibuy Customer Duplicate Search. Bug Fix (EziBuy JT#22624)

Requires Ezibuy client code

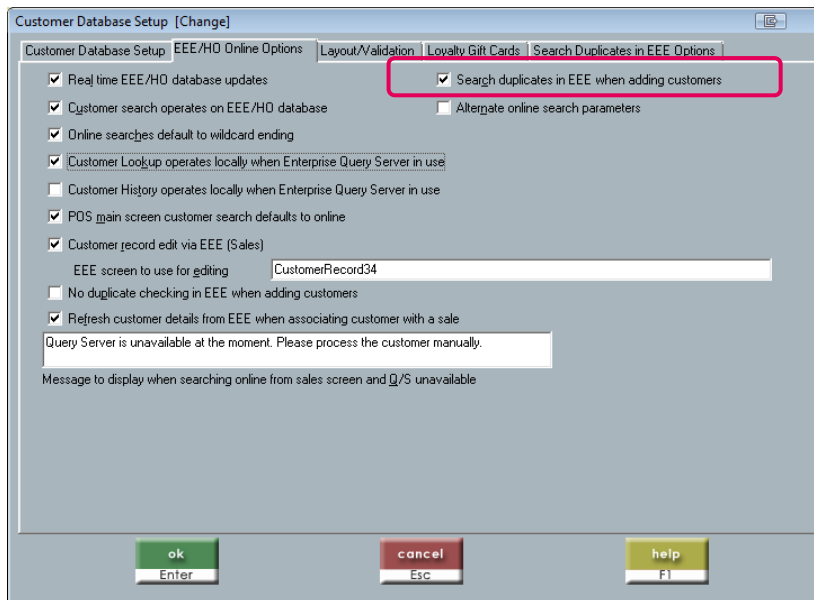
When searching for duplicate customers with the new “Search Duplicates in EEE options” the following message pops up even though the Phone Number field has been entered.



This bug is caused by the fact that the screen was validating the mobile phone field rather than the all phones field. This has now been fixed.

Also when the “Search duplicates in EEE when adding customers” option is on the duplicate customers checks occur twice for the EziBuy client code.

This has also been fixed.



Version 4.62.03 (Released 19/08/2010)

Coupons Deleting Manual Discount (Amart/Rebel)

When applying coupons at end of transaction (by selecting from coupon list), any previously applied manual discounts that should remain were being removed.

In addition, if cancelling out of coupon back to sales screen, any previously applied manual discount did not get reinstated.

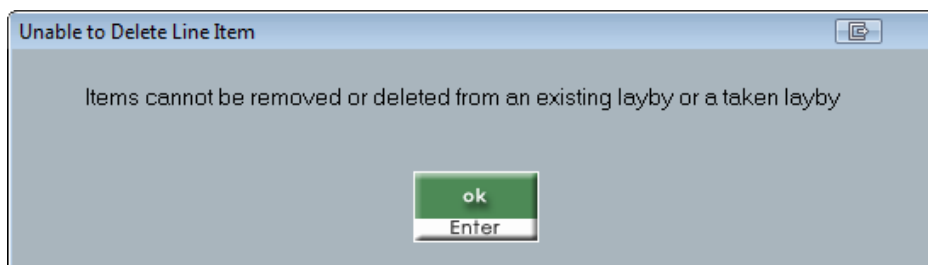
These have been fixed.

Flat Dollar coupon description display (Amart/Rebel)

When selecting and applying a flat dollar coupon at end of transaction, the discount on the tape was the generic "Special Offer" rather than the offer description. This has been corrected.

Message to display on part cancellation of laybys (Pretty Girl JT#22717)

If the option "Disallow part cancellation or finalisation of Layby" is enabled and the user tries to delete a return to stock line item, the following message appears will appear.

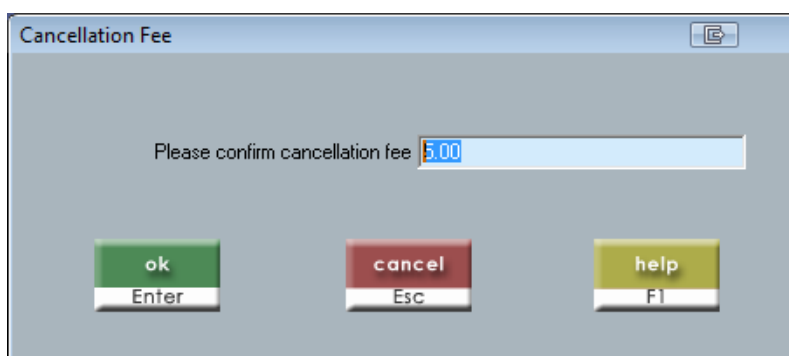


Tyro EFT Integration (Internal JT#22209)

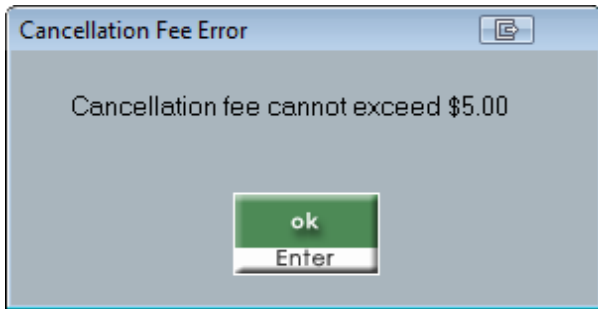
Provided fixes for the issues resulting from the Tyro certification testing.

Layby cancellation Bug Fix (Pretty Girl JT#22717)

In previous versions of Enabler when a user enters an amount greater than cancellation fee, the user entered amount is accepted but the cancellation fee is set to the default value in the layby deposit screen.



Now a message will pop up indicating that the cancellation fee cannot exceed the amount specified. The cancellation fee amount will be the lesser of the deposit amount or the amount specified in setup.



Changes to Single Use Coupon Redemption process (Amart/Rebel)

EEE 1.46 SR10 dataloader required

Single use coupons are flagged as redeemed via Query Server when saving the transaction in Enabler. In addition, to this a “CP” record is written out to the HOS file, and Data Loader will also redeem them in the case that the Query Server attempts failed.

Two changes have been made to this process

1. Transaction date/time is now passed in and used rather than the date/time of EEE processing the redemption.
Consider the scenario where the Query Server call fails and Data Loader does not process the CP record until sometime after it is generated – the redemption date would be incorrect if it was the date/time of EEE update. This needs to be the date/time of the transaction.
2. As the same coupon can be assigned to the customer more than once via the customer service screen, the current mechanism for updating meant that all records for that coupon in EEE.PromotionCoupon would be flagged as redeemed. This has been corrected by a combination of stored proc changes/dataloader changes and this version of Enabler. We now track the PromotionCoupon row ID, and this is used to ensure the correct coupon & the correct coupon only are flagged as redeemed.

Generic Logfile Interface – Coupon Redeemed (CP) Record – New Field

12 Coupon Row ID C-9

Allow multiple Flat Dollar coupons (Amart/Rebel)

Previously, if multiple copies of flat dollar coupons existed for a customer, you only had the opportunity to apply one of them. This has now been corrected. If the same flat dollar coupon has been issued to the customer multiple times, they will all show up in the end of transaction coupon prompt.

In addition, there was previously a rule whereby only one Flat dollar coupon could be selected from the end of transaction list. This has been removed - multiple flat dollar coupons can now be selected and applied to the transaction.

Promo/Coupon concurrency changes (Amart/Rebel JT#22761)

Previously, when applying flat dollar coupons, they honoured the promotion detail apply cumulatively option – i.e if another promo was flagged to NOT apply cumulatively, and was applied to a line, the Flat dollar coupon would not apply to that line. This restriction has been removed; the flat dollar coupon will now be applied on top.

In addition, under Rebel/Amart client code and exception is made - Type 2 Acquisition offers (Flat\$) cannot be applied to any lines that have a Type 1 Acquisition offer (10%) applied.

Loyalty Discount Text Change bug fix (Pretty Girl JT#22788)

Requires Pretty Girl client code

Under Pretty Girl client code the Loyalty number prompt text is changed to Voucher Reference and the Title changed to Voucher Reference Details when a loyalty discount code is selected.

Previously this only applied to the F2 discounting. This now applies to

- 1) F2 Discounting
- 2) Line Discounting
- 3) Total Discount
- 4) Tag Discounting

Version 4.62.04 (Released 07/09/2010)

Tyro Certification fix (Internal JT#22209)

Minor fix to printing of merchant copy when signature prompt on screen and operator says no to signature. i.e we weren't printing merchant copy of cancelled receipt. Fixed.

Layby cancellation fee bug fix (Pretty Girl JT#22885)

When performing a Layby RTS, and if the user reduces the cancellation fee, they are prompted for authorisation. If the user fails to authenticate or cancels, they are returned to the Cancellation Fee screen. This currently displays the manually typed cancellation fee amount. This will now display the original cancellation fee amount.

Error correction bug (Infovines JT#20403)

If error correction is enabled and we are in float adjustment mode the error correct buttons were available and they should not have been. This has been corrected.

Incorrect get dashboard data stored procedure running (Internal JT#16858)

Fixed an issue where the comparison of the Query Server version passed to the dashboard and the required Query Server version for determining the correct stored procedure to run, was implemented incorrectly

Account Balance on Docket Incorrect (Pretty Girl JT#22925)

When the option "Tenders\Charge Account Setup\Print customer account balance on receipt" is turned on, the balance printed was not taking into account any new charges or payments made in this transaction, this has been corrected.

In the sample below, the accounts opening balance was \$235. We then charged an additional \$300 to it and made a \$100 payment, so the closing balance is \$435.

```

August 27, 2010 09:09:37 9900001671
Invoice: 999999800348          9999 99
          Tax Invoice

Customer Details: 00499924
Mr Hansi Kursch
54 George St
Beenleigh
4207
040BLIND

Customer A/C Balance: $435.00
                                     $
ONE HUNDRED                          100.00*
  100
ONE HUNDRED                          100.00*
  100
ONE HUNDRED                          100.00*
  100
A/c Pmt - 00499924/Mr Hansi          100.00
A/c Pmt - 00499921/Mr John S         100.00
Total                                $500.00
Items      3.00
Cash                               200.00
A/C 00499924/Kursch                  300.00
  00499924

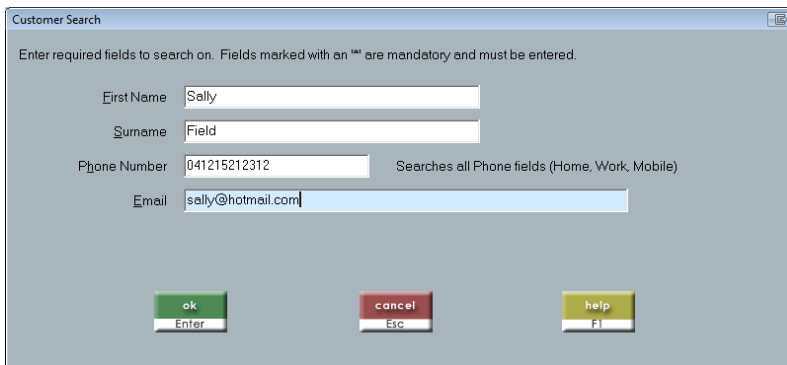
          Inclusive of $27.27 GST
Items marked with * include 10.0% GST.

```

Customer phone number is passed through when performing customer add (EziBuy JT#22980)

(Requires Ezibuy client code)

When searching for duplicate customers with the new Search Duplicates in EEE options the phone number is not being passed to the EziBuy web service.



This bug is caused by the fact that the screen was passing the mobile phone field rather than the all phones field even when the all fields field is the configure phone field. This is now fixed.

Suppress Cascade Delete when import zap (Internal)

A ZAP will not invoke any of the cascade deletes that DeleteRec() performs. However, if processing a PZ (or any other ZAP) and Enabler fails to gain exclusive access to the table, it failsover to a loop that deletes every record individually. When this happens, the cascade delete will apply and that would really bad!! This has been corrected.

Transaction Void GST Rate Fixes (Internal #22893)

The GST rate is never stored at a sale header level (it is stored at a line level), but really should be. In the case of voiding a previous sale or performing a docket reprint, the GST rate on the docket was the current GST rate, not the one from when the transaction was performed. This has been corrected. This also means that GST rate exported with SH records will now be the rate stored in the header.

It is advised that customers who use Enabler in NZ should install this version BEFORE the GST changeover date of 30th Sept 2010, preferably well before.

To assist with reprinting/voiding transactions that were created in an earlier version of Enabler (and do NOT have the GST rate saved at the Sale Header level), when we stream in a transaction now for void/reprint, if the sale date was <= 30th Sept 2010, the configured country code was NZ and the sale was not duty free or tax exempt, we will default the new Sale Header GST rate to 12.5%. Any new transaction will have it default to the current rate.

Importing customer discount ZAP commands (Jeans West JT#23000)

Isl-file ZAP records - we were ignoring "iz" record - zap of customer discounts. This has been corrected. When an 'iz' record is received, we zap all three tables – local\groupdis.dbf, local\custdisc.dbf and local\clubdisc.dbf as the "iC" record has the potential to update any of these 3 tables.

Single quotes are causing SQL errors when performing a customer search (Internal #23037)

When performing a duplicate customer search and a name is entered which contains single quotes a SQL error is generated. Thus a list of duplicate customers is not returned. For example a customer with a surname such as O'Neil will generate the SQL error. This has been fixed.

Customer selection screen at 800x600 bug fix (Pretty Girl JT#22955)

A bug was reported where the customer selection screen is not completely visible when running at the 800x600 mode. This has been fixed.

Layby Setup causes crash when cents entry is used (Internal JT#23099)

A bug was identified which causes Enabler to crash when accessing the configuration screen for Sales > Layby Setup.

This was occurring when the option "Enter monetary amounts in cents (instead of dollars, so 23 = 0.23) "cents entry option is set in Displays>POS Control Bar and General Settings. This is now fixed.

Incorrect Customer Order balance in EEE after Conversion (Kids Department JT#23101)

There was an issue reported with the way EEE was recording the balance of a customer order that was set as Taken after converting to a different order type. This has been corrected.

Version 4.62.05 (Released 08/09/2010)

Admin Fee being deducted from Customer Charge Account balance printed on receipt (Pretty Girl JT#23119)

When printing customer balances on receipts, it was incorrectly reducing the balance printed by the amount of any admin fee payments made in the current transaction. This was incorrect & has been fixed.

Version 4.62.06 (Released 21/09/2010)

Gift Voucher/ Note of Credit number not printing on docket (Ezibuy JT#23120)

It was identified that the note of credit numbers does not print with the tender on the sales docket when configured to use sequential or encrypted numbers. Further investigation has shown:

GV/NOC Redeemed on Sale:

Manual - OK, prints
Sequential - OK, prints
Encrypted - OK, prints

GV/NOC Issue on Refund:

Manual - OK, prints
Sequential - Not OK, doesn't print
Encrypted - Not OK, doesn't print

The two failed cases in above have been corrected so now Gift voucher and Note of Credit numbers will print on refund docket for all types of number formats configured .

Service fees causing order payments to load incorrectly in EEE (Internal)

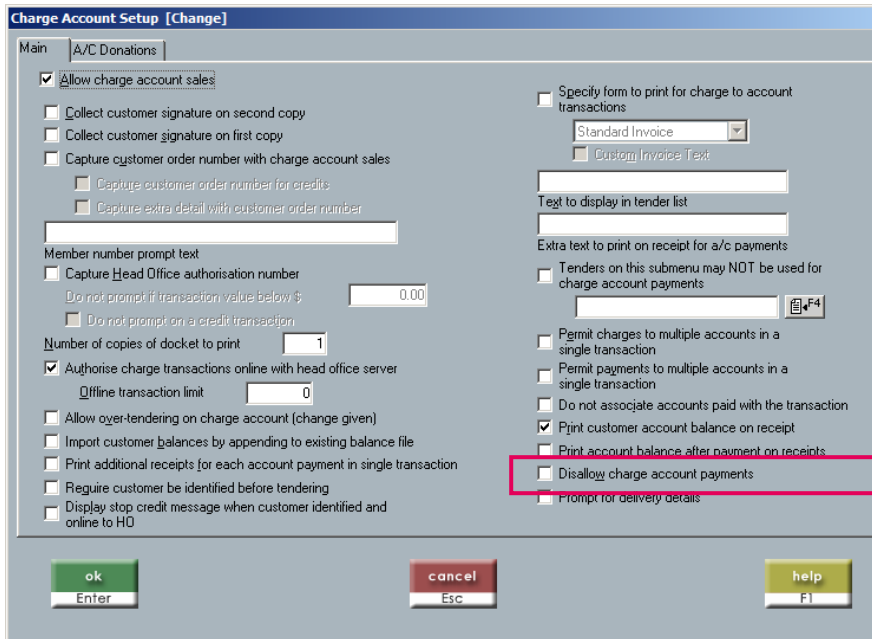
Service fees were causing order payments to not correctly flow through to EEE. In brief: Testing identified service fees were not loading correctly into EEE. In particular, if you cancel an item and incur a service fee and PAY the service fee, the amount of the service fee was deducted from the order deposit total in EEE (because the payment was not applied to the deposit (because the service fee was not added to the order Payment above). This has been corrected.

Control the printing of Charge Account balance with a payment line (Pretty Girl JT#23232)

A new option has been added to Charge Account Setup to control the printing of balance after a payment line.

Tenders > Charge Account

- Print account balance after payment on receipts



When option is flagged ON - The balance is printed after an account payment on the receipt
 When option is off - Nothing is printed after an account payment on the receipt.

Note: This balance does not take into account any new charges in this transaction – it is the opening balance – cumulative payments. The balance amount printed logic has not changed, just the ability to turn this off/on added.

During the upgrade, the migrate will default this option to ON so that current behaviour remains for existing clients. This is controlled via the following setting in winsuite.ini:

[migrate]

MigrateCustBalOnDocketSettings=1

Client requiring this option will need to turn this option off to get the behaviour they desire.

Version 4.62.07 (Released 19/10/2010)

Revisit JT#22893 Transaction Void GST Rate Fixes (Internal)

“To assist with reprinting/voiding transactions that were created in an earlier version of Enabler (and do NOT have the GST rate saved at the Sale Header level), when we stream in a transaction now for void/reprint, if the sale date was <= 30th Sept 2010, the configured country code was NZ and the sale was not duty free or tax exempt, we will default the new Sale Header GST rate to 12.5%. Any new transaction will have it default to the current rate”

We have added another condition to this – if the transaction streamed in already has a Sale Header GST rate value (i.e non-zero), then leave it untouched.

Customer duplicate search won't continue to add customer screen (Banks JT#23435)

There is a problem with the Pre-Add Customer Search Duplicates functionality in Enabler.

If you enter in customer details and it finds a match on name, but NOT mobile number or email address, when you escape from the duplicates browse, it takes you straight back to the customer prompt, rather than continuing on to add your customer. This only occurred if the email or mobile# fields were configured to disallow duplicates.

This was corrected in 4.63+ under JT#23356 for Rebel/Amart and has been back ported here.

In addition, when configuring the pre-add customer search screen, if surname is set to 0, but firstname is still set to 1 and M,F (i.e, surname set to 0 after other fields have been setup), it still displays Firstname and enforces the field to be mandatory, even though the text on the configuration screen says "Firstname and Postcode can only be included with Surname" and the firstname and postcode configuration fields are greyed out.

This has also been corrected.

Sale screen totals not updated (Smiths City JT#23429)

When using a standard coupon based promotion, if you entered products before entering the coupon code, the sales screen discount and totals fields would not be updated . This has been corrected in 4.62.07 and 4.64.00.

Costs Export record incorrect formatting (MAK Retail JT#23519)

When exporting costs from the Back Office file export menu, the record format had an incorrect layout. This has been corrected.

Incorrect:

"02183713|02|20101008|2909", "48", **"C"**, "1000", "02", "0,0,12.99,0,0", "20101008", "10:31:12", 0

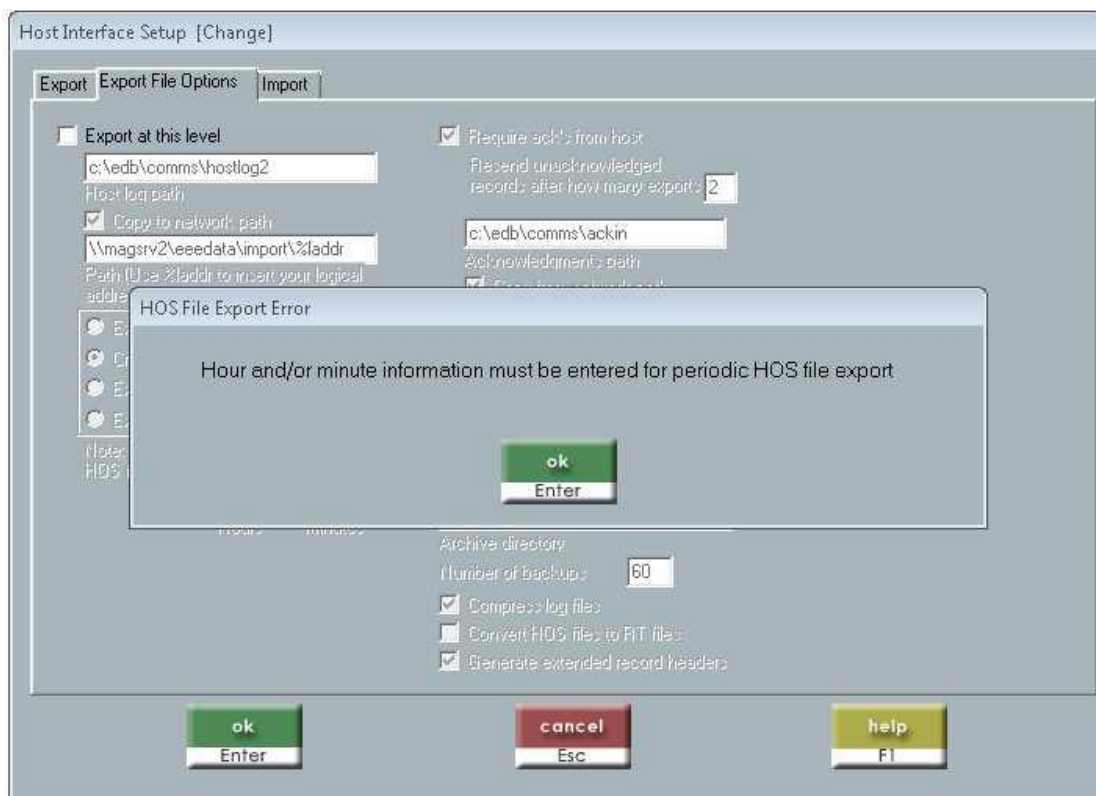
Correct

"01876955|02|20101008|2662", "48", **"C"**, "00000066", "02", "0,0,0,0,0", "20101008", "11:06:14", 0

Fixed in 4.62.07 & 4.64

Host Interface Setup screen validation bug (New Balance JT#23515)

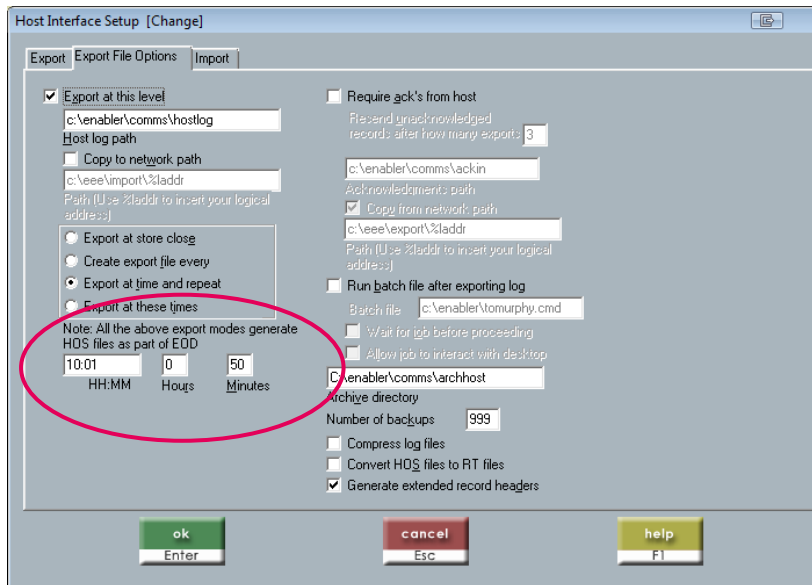
When unflag the option to export at this level and save the screen, if you had the option to 'create export file every' set but no time set, a validation error would occur.



This has been corrected in 4.62.07 and 4.64

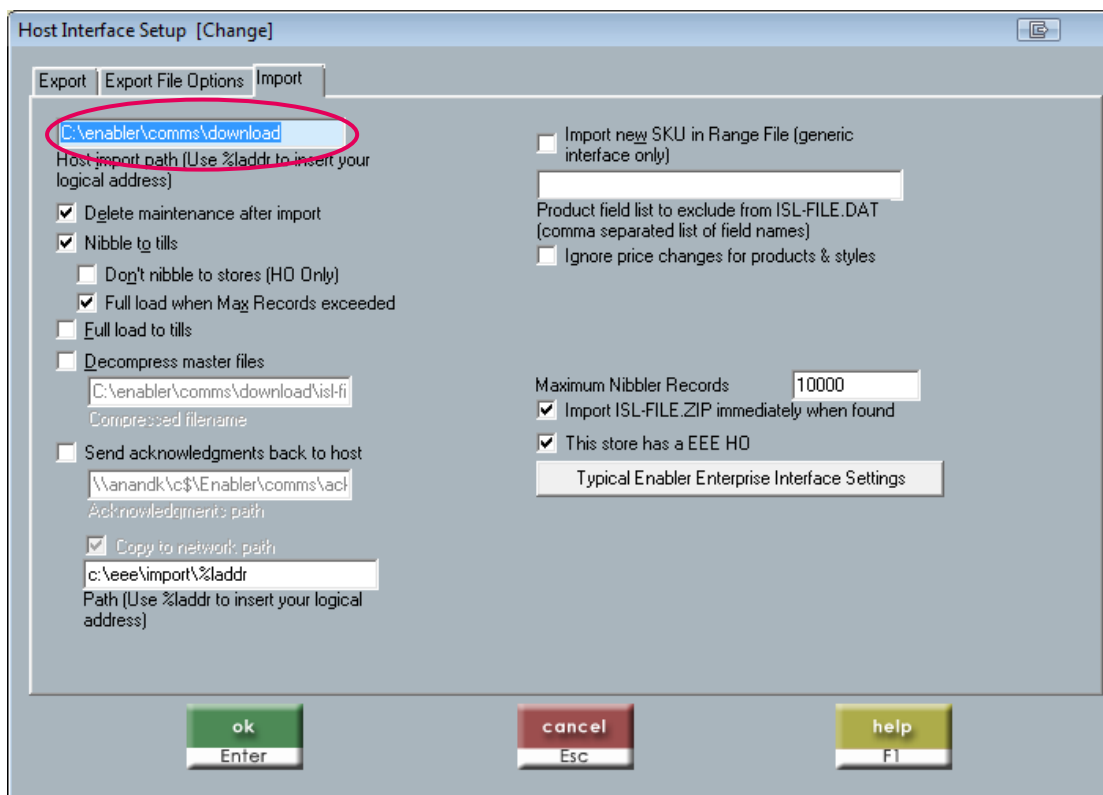
HOS export at times bug (Pretty Girl JT#23426)

PGFG has reported that when **Export at time and repeat** option is used then the HOS files are not being created as per schedule. The HOS files are being exported every $\frac{3}{4}$ of the hour. This has been fixed so that the files are exported as per schedule.



Creation of a HOS import Log File (R.M. Williams JT#22485)

It has been reported that the Host Import path was being reset to local path, this would commonly occur when importing files and system crashes.



As we are unable to reproduce this issue, logging has been added to this version of Enabler and also in 4-64 to help us narrow down the problem. The log file has the following format

YYYYMMDD.hostimport.

This log file will be created during the host import process. This log file is automatically purged after 60 days.

Correct discount reason code printed on Void previous receipt (Sportsmans Warehouse JT#23424)

When a sale is voided and this sale includes a manual discount the discount reason code is not being printed in the receipt. Rather the generic word "Discount" is being printed in the receipt. This has been fixed.

```
October 4, 2010 13:15:47
Invoice: 072601800598      0726 0726

*** REFUND ***

Refund Authority: sa System Administrator
Original Inv Number: 687465

Asics Shoes-BLK-10.0      $
                          -135.95
Discount                  13.60

ASICS1-BLK-10.0 Qty -1 @ $122.35ea

Total                    $-122.35
Items                    1.00
CASH ONLY                 -122.35
Inclusive of $-11.12 GST
```

Version 4.62.08 (Released 22/10/2010)

Allow web service calls when Training mode is in use (Ezibuy JT#23615)

Requires Ezibuy client code

When Training Mode is in use the training server is used to handle web services calls. The Communications Setup screen now has a new section where the user can enter web services addresses to be used when in training mode. These web addresses will be used when in training mode.

Transaction Processing /Comms → Communications → Web Services

- Training Mode Web Services



Version 4.62.09 (Released 16/11/2010)

Fashion A/C Admin Fee & Suspended Transactions (Pretty Girl Fashion Group JT#23718)

When a transaction with an admin fee payment is suspended, upon transaction retrieval H/O is re-queried to ensure the admin fee is still outstanding. If not, the admin fee is removed from the resumed transaction. If HO cannot be contacted, the admin fee is removed from the resumed transaction. If the admin fee is still outstanding, the payment line is added to the resumed transaction.

If, however, the admin fee amount has changed, although the underlying payment was updated to reflect the new amount and the transaction adjusted accordingly (i.e total required for tender was correct, etc), this new amount was not reflected on screen.

This has been corrected. 4.62.09, 4.64.02 & 4.66.00.

Loyalty Sales Reward Value Display (Kids Department JT#23576)

The menu option "Loyalty Sales Reward Value" will display the reward points currently accrued for the selected customer.

The presentation of these points was originally done as a \$ value. But as reward points change from being \$ value to points value, this enquiry was never updated.

As well as removing the \$ sign from the amount presentation, the text has also changed from "Sales Reward Value for..." to "The loyalty points balance for..."

Fixed in 4.62.09, 4.64.02 & 4.66.00

Fashion A/C Admin Fee & Suspended Transactions ((Pretty Girl Fashion Group JT#23718)

When there are sale lines that span multiple lines on the tape (i.e discounted, sale line comments, etc), it broke the logic that worked out whether admin fee has been added to transaction or not.

Eg: Have 3 salelines added, all with discount lines attached. Go into tendering and select charge a/c tender. It will apply any outstanding admin fee to the sale and require non-charge a/c payment for that amount. ESC back to sales screen, go back into tendering, select charge account – it will add a new admin fee payment line.

You don't even have to suspend, just escape from tendering, go back in and select charge tender. Depending on how many lines you have discounted, changes how many times you can get it into the trans. i.e

2 discount or comment lines, etc, 3 admin fees

3 discount or comment lines, etc, 4 admin fees

4 discount or comment lines, etc, 5 admin fees

The net result of this on the account in EEE is that the account balance is reduced by the amount of the extraneous admin fees. Which is the rule when EEE receives an admin fee payment but has no outstanding admin fee.

Fixed in 4.62.09, 4.64.02 & 4.66.00

Fashion A/C Admin Fee Reduces Sale Total (Pretty Girl Fashion Group JT#23718)

It was reported in a charge account transaction when an admin fee was involved system was reducing balance of sale total. It was found if an admin fee payment was deleted from transaction, the service fees it generates is never deleted from the header, so when you go back into tendering and charge tender again system re-adds the admin fee, the service fees in the transaction go up by the same amount, effectively reducing the sale balance. The more you escape from tendering and delete the admin fee, just compounds the reducing balance each time.

Fixed in 4.62.09, 4.64.02 & 4.66.00

Version 4.62.10 (Released 17/12/2010)

Kit Sales Missing Salesperson (Sportsmans Warehouse JT#24207)

It was found that when a Kit product is sold with the kit components themselves added to the sale (not the kit master product), the sales associate was not being saved to that sale line. This has been corrected.

Version 4.62.11 (Released 01/02/2011)

Incorrect GST calculation in transaction (Rockgas JT#24599)

When configured with the "Sales & prices are GST inclusive" option turned OFF, the sell price is ex-GST and GST is calculated on that price at the global or product rate, and added to the price to generate an inc-GST price.

Unfortunately a bug was introduced several versions ago that meant when selling lines that are accumulating on the tape, the GST calculation would get messed up. The result would be incorrect extended prices, GST and discounts in the HOS file and locally saved sales history. This bug was also present when selling 'Price Required' items.

This has been corrected

Fixed in 4.62.11, 4.64.06 & 4.66

Sub-Total on docket appears twice (Rockgas JT#24701)

When configured with the “Sales & prices are GST inclusive” option turned OFF, the “Sub-Total” line appears twice on the docket. Once with a inc-GST price and once with an ex-GST price.

This has been corrected.

Fixed in 4.62.11, 4.64.06 & 4.66

Hos File Changes

Generic Masterfile Interface – Promotion Header (HC) Record – New Fields

41	Single Use Coupon	L	Y/N
42	Apply Single Use Coupon	N-2	
43	Operator Prompt	C-254	
44	Flat Dollar Promotion	L	Y/N
45	Flat Dollar Amount	N-11,2	
46	Promotion Type Code	C-6	

Generic Logfile Interface – Coupon Redeemed (CP) Record – New Fields

10	Customer Code	C-15	
11	Single Use Flag	C-1	Y/N

Generic Logfile Interface – Sale Line (SL) Record – New Field

68	Barcode	C-20	
----	---------	------	--

Generic Masterfile Interface – Tender Maintenance (tC) Record – New Field

42	Tender Selection Prompt	C-254	
----	-------------------------	-------	--

Generic Logfile Interface – Coupon Redeemed (CP) Record – New Field

12	Coupon Row ID	C-9	
----	---------------	-----	--